

Please Note: This report was completed with the following assumptions: Market Approach: **Fair Market Price**, Marketing Time: **Typical**. Important additional information relating to this report, including use and restrictions, is contained in an attached addendum which is an integral part of this report.

Address	7450 S Eastern Avenue 2028, Las Vegas, NV 89123	Order ID	6059760	Property ID	26002802
Inspection Date	01/31/2019	Date of Report	01/31/2019		
Loan Number	36961	APN	177-12-111-019		
Borrower Name	Breckenridge Property Fund 2016 LLC				

Tracking IDs

Order Tracking ID	BotW New Fac-DriveBy BPO 01.28.19	Tracking ID 1	BotW New Fac-DriveBy BPO 01.28.19
Tracking ID 2	--	Tracking ID 3	--

I. General Conditions

Property Type	Condo	Condition Comments	No damage or repair issues noted from exterior visual inspection. Door, windows, roof, paint, landscaping appear to be average for age and neighborhood. Subject property is a 1 level, 2nd floor condo with 2 bedrooms and 2 baths. Roof is pitched concrete tile, typical for age and neighborhood. It has 1 gas fireplace and 1 car attached garage. Clark County Tax Assessor records show Cost Class for this unit as Fair-Average. Property is vacant, secured by electronic keypad on front door. This property was last sold 12/21/2005 for \$212,000 as fair market sale. It was previously listed for sale, as short sale, and listing was withdrawn 05/01/2017. Subject property is located in the Southpark subdivision in the central south eastern area of Las Vegas. This tract is comprised of 168 condo units in a gated multi building complex. Units vary in square footage form 1011-1623 square feet. Access to schools, shopping and freeway entry is within 1/2-2 miles. Most likely buyer is investor/cash sale.
Occupancy	Vacant		
Secure?	Yes		
	(Secured by electronic keypad and manual lock box on front door.)		
Ownership Type	Fee Simple		
Property Condition	Average		
Estimated Exterior Repair Cost			
Estimated Interior Repair Cost			
Total Estimated Repair			
HOA	Southpark 702-222-2391		
Association Fees	\$145 / Month (Pool,Other: Gated Entry)		
Visible From Street	Visible		

II. Subject Sales & Listing History

Current Listing Status	Not Currently Listed	Listing History Comments	There are no MLS records for subject property within the past 12 months.
Listing Agency/Firm			
Listing Agent Name			
Listing Agent Phone			
# of Removed Listings in Previous 12 Months	0		
# of Sales in Previous 12 Months	0		

Original List Date	Original List Price	Final List Date	Final List Price	Result	Result Date	Result Price	Source
--------------------	---------------------	-----------------	------------------	--------	-------------	--------------	--------

III. Neighborhood & Market Data

Location Type	Suburban	Neighborhood Comments	There is an oversupply of competing listings within a 1 mile radius of subject property. Currently there are 9 condo listings All listings are fair market transactions. In the past 12 months, there have been 29 closed MLS transactions. This indicates an oversupply of listings, assuming 90 days on market. Average days on market time was 32 days with range 0-128 days. Average sales price was 100.2% of final list price.
Local Economy	Improving		
Sales Prices in this Neighborhood	Low: \$126,500 High: \$220,000		
Market for this type of property	Increased 5 % in the past 6 months.		
Normal Marketing Days	<30		

IV. Current Listings

	Subject	Listing 1	Listing 2	Listing 3 *
Street Address	7450 S Eastern Avenue 2028	2898 Petunia Ct	2975 Bluegrass Ln Apt 1622	7450 S Eastern Ave Unit 1059
City, State	Las Vegas, NV	Henderson, NV	Henderson, NV	Las Vegas, NV
Zip Code	89123	89074	89074	89123
Datasource	Tax Records	MLS	MLS	MLS
Miles to Subj.	--	0.62 ¹	0.56 ¹	0.02 ¹
Property Type	Condo	Condo	Condo	Condo
Original List Price \$	\$	\$160,000	\$181,500	\$205,000
List Price \$	--	\$160,000	\$181,500	\$205,000
Original List Date		12/31/2018	12/17/2018	11/05/2018
DOM · Cumulative DOM	-- · --	10 · 31	38 · 45	87 · 87
Age (# of years)	21	31	25	21
Condition	Average	Average	Average	Good
Sales Type	--	Fair Market Value	Fair Market Value	Fair Market Value
Style/Design	2 Stories Condo	2 Stories Condo	2 Stories Condo	2 Stories Condo
# Units	1	1	1	1
Living Sq. Feet	1,011	1,004	1,091	1,217
Bdrm · Bths · ½ Bths	2 · 2	2 · 2	2 · 2	2 · 2
Total Room #	4	4	4	4
Garage (Style/Stalls)	Attached 1 Car	None	Attached 2 Car(s)	Attached 2 Car(s)
Basement (Yes/No)	No	No	No	No
Basement (% Fin)	0%	0%	0%	0%
Basement Sq. Ft.	--	--	--	--
Pool/Spa	--	--	--	--
Lot Size	0.00 acres	0.00 acres	0.00 acres	0.00 acres
Other	1 Fireplace	1 Fireplace	1 Fireplace	No Fireplace

Listing Comments Why the comparable listing is superior or inferior to the subject.

- Listing 1** Under contract, will be cash sale. Identical in bedrooms, baths, condition, and nearly identical in square footage. It is inferior in no garage and age. This property is slightly inferior to subject property.
- Listing 2** Under contract, will be VA financing. Identical to subject property in bedrooms, baths, condition, and nearly identical in age. It is superior in square footage and garage capacity. It is superior overall to subject property.
- Listing 3** Not under contract. Identical to subject property in bedrooms, baths, age, same complex. It is superior in square footage, condition and garage capacity. This property is superior to subject property. This comp is the only currently listed unit in Southpark.

* Listing 3 is the most comparable listing to the subject.

¹ Comp's "Miles to Subject" was calculated by the system.

² Comp's "Miles to Subject" provided by Real Estate Professional.

³ Subject \$/ft based upon as-is sale price.

V. Recent Sales

	Subject	Sold 1 *	Sold 2	Sold 3
Street Address	7450 S Eastern Avenue 2028	7450 S Eastern Ave Unit 2014	2975 Bluegrass Ln Apt 122	7450 S Eastern Ave Unit 2094
City, State	Las Vegas, NV	Las Vegas, NV	Henderson, NV	Henderson, NV
Zip Code	89123	89123	89074	89074
Datasource	Tax Records	MLS	MLS	MLS
Miles to Subj.	--	0.03 ¹	0.56 ¹	0.08 ¹
Property Type	Condo	Condo	Condo	Condo
Original List Price \$	--	\$169,000	\$169,000	\$165,000
List Price \$	--	\$159,990	\$169,000	\$163,000
Sale Price \$	--	\$159,000	\$169,000	\$160,000
Type of Financing	--	Cash	Cash	Conventional
Date of Sale	--	4/17/2018	10/5/2018	5/8/2018
DOM · Cumulative DOM	-- · --	32 · 54	1 · 14	46 · 90
Age (# of years)	21	23	25	20
Condition	Average	Good	Good	Average
Sales Type	--	Fair Market Value	Fair Market Value	Fair Market Value
Style/Design	2 Stories Condo	2 Stories Condo	2 Stories Condo	2 Stories Condo
# Units	1	1	1	1
Living Sq. Feet	1,011	1,011	1,091	1,166
Bdrm · Bths · ½ Bths	2 · 2	2 · 2	2 · 2	2 · 2
Total Room #	4	4	4	4
Garage (Style/Stalls)	Attached 1 Car	Attached 1 Car	Attached 2 Car(s)	Attached 1 Car
Basement (Yes/No)	No	No	No	No
Basement (% Fin)	0%	0%	0%	0%
Basement Sq. Ft.	%	--	--	--
Pool/Spa	--	--	--	--
Lot Size	0.00 acres	0.00 acres	0.00 acres	0.00 acres
Other	1 Fireplace	1 Fireplace	1 Fireplace	1 Fireplace
Net Adjustment	--	-\$8,000	-\$16,500	-\$12,300
Adjusted Price	--	\$151,000	\$152,500	\$147,700

Reasons for Adjustments Why the comparable sale is superior or inferior to the subject.

- Sold 1** Cash sale, no concessions. Identical to subject property in square footage, bedrooms, baths, garage and nearly identical in age. It is superior in condition with wood laminate flooring and new stove and dishwasher. This property is slightly superior to subject property. This sale is somewhat aged, was selected due to proximity and model match.
- Sold 2** Cash sale with \$500 in seller paid concessions. Identical in bedrooms, baths, and nearly identical in age. It is superior in square footage adjusted @ \$50/square foot (\$4,000), garage capacity (\$4,000), condition with granite counters, updated bath (\$8,000), and seller paid concessions (\$500).
- Sold 3** Sold with conventional financing and \$4,500 in seller paid concessions. Identical in bedrooms, baths, condition, garage capacity and nearly identical in age. It is superior in square footage adjusted @ \$50/square foot (\$7,800) and seller paid concessions adjusted (\$4,500).

* Sold 1 is the most comparable sale to the subject.

¹ Comp's "Miles to Subject" was calculated by the system.

² Comp's "Miles to Subject" provided by Real Estate Professional.

³ Subject \$/ft based upon as-is sale price.

VI. Marketing Strategy

	As Is Price	Repaired Price
Suggested List Price	\$161,000	\$161,000
Sales Price	\$152,000	\$152,000
30 Day Price	\$149,000	--

Comments Regarding Pricing Strategy

Suggest pricing near low range of competing listings due to oversupply of listings within this area. Subject property would be expected to sell near high range of adjusted recently closed sales with 90 days on market.

VII. Clear Capital Quality Assurance Comments Addendum

Reviewer's Notes The broker's as-is conclusion reflects the market for the subject. Comps are within a reasonable distance, relatively current, and accurately reflect the subject's defining characteristics. Thus, the as-is conclusion appears to be adequately supported.

VIII. Property Images

Address 7450 S Eastern Avenue 2028, Las Vegas, NV 89123
Loan Number 36961

Suggested List \$161,000

Suggested Repaired \$161,000

Sale \$152,000



Subject 7450 S Eastern Ave Unit 2028

View Front

Comment "Front of building. "



Subject 7450 S Eastern Ave Unit 2028

View Front

Comment "Front of unit. "

VIII. Property Images (continued)

Address 7450 S Eastern Avenue 2028, Las Vegas, NV 89123
Loan Number 36961

Suggested List \$161,000

Suggested Repaired \$161,000

Sale \$152,000



Subject 7450 S Eastern Ave Unit 2028

View Address Verification

Comment "Unit address verification. "



Subject 7450 S Eastern Ave Unit 2028

View Address Verification

Comment "Address verification of complex. "

VIII. Property Images (continued)

Address 7450 S Eastern Avenue 2028, Las Vegas, NV 89123
Loan Number 36961

Suggested List \$161,000

Suggested Repaired \$161,000

Sale \$152,000



Subject 7450 S Eastern Ave Unit 2028 View Side



Subject 7450 S Eastern Ave Unit 2028 View Side

VIII. Property Images (continued)

Address 7450 S Eastern Avenue 2028, Las Vegas, NV 89123
Loan Number 36961

Suggested List \$161,000

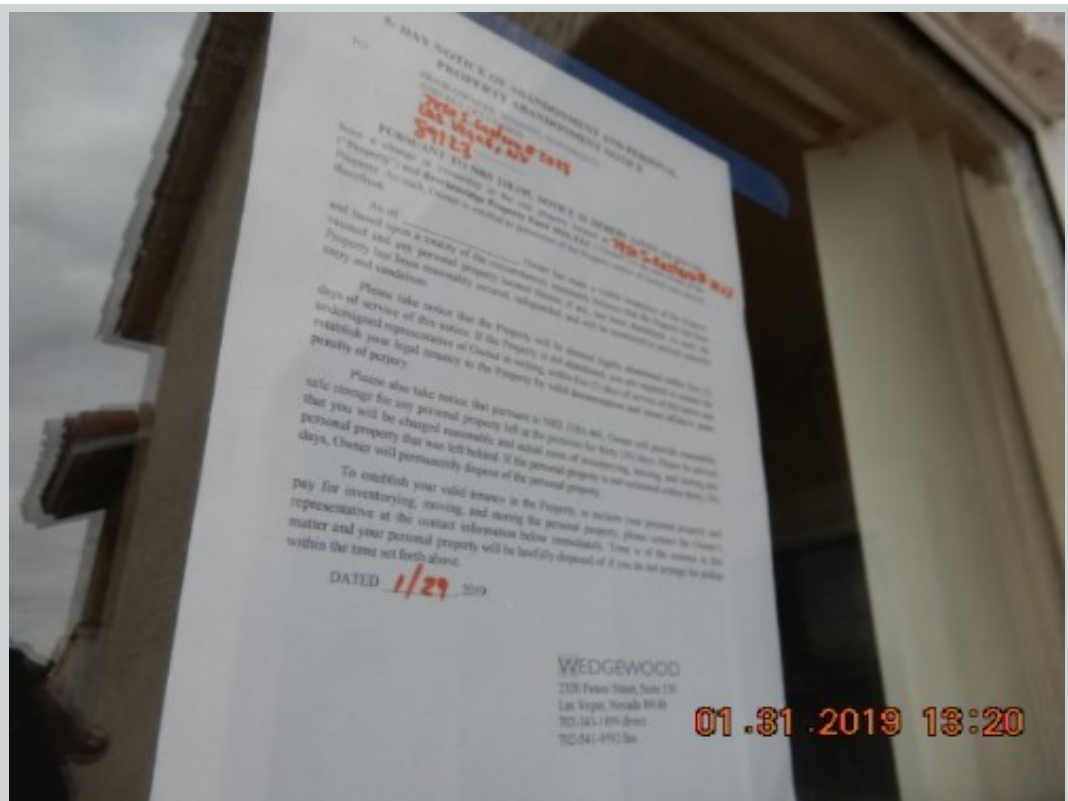
Suggested Repaired \$161,000

Sale \$152,000



Subject 7450 S Eastern Ave Unit 2028

View Street



Subject 7450 S Eastern Ave Unit 2028

View Other

VIII. Property Images (continued)

Address 7450 S Eastern Avenue 2028, Las Vegas, NV 89123
Loan Number 36961

Suggested List \$161,000

Suggested Repaired \$161,000

Sale \$152,000



Listing Comp 1 2898 Petunia Ct

View Front



Listing Comp 2 2975 Bluegrass Ln Apt 1622

View Front

VIII. Property Images (continued)

Address 7450 S Eastern Avenue 2028, Las Vegas, NV 89123
Loan Number 36961

Suggested List \$161,000


Suggested Repaired \$161,000

Sale \$152,000



Listing Comp 3 7450 S Eastern Ave Unit 1059

View Front





Sold Comp 1 7450 S Eastern Ave Unit 2014

View Front

VIII. Property Images (continued)

Address 7450 S Eastern Avenue 2028, Las Vegas, NV 89123
Loan Number 36961

Suggested List \$161,000

Suggested Repaired \$161,000

Sale \$152,000



Sold Comp 2 2975 Bluegrass Ln Apt 122

View Front

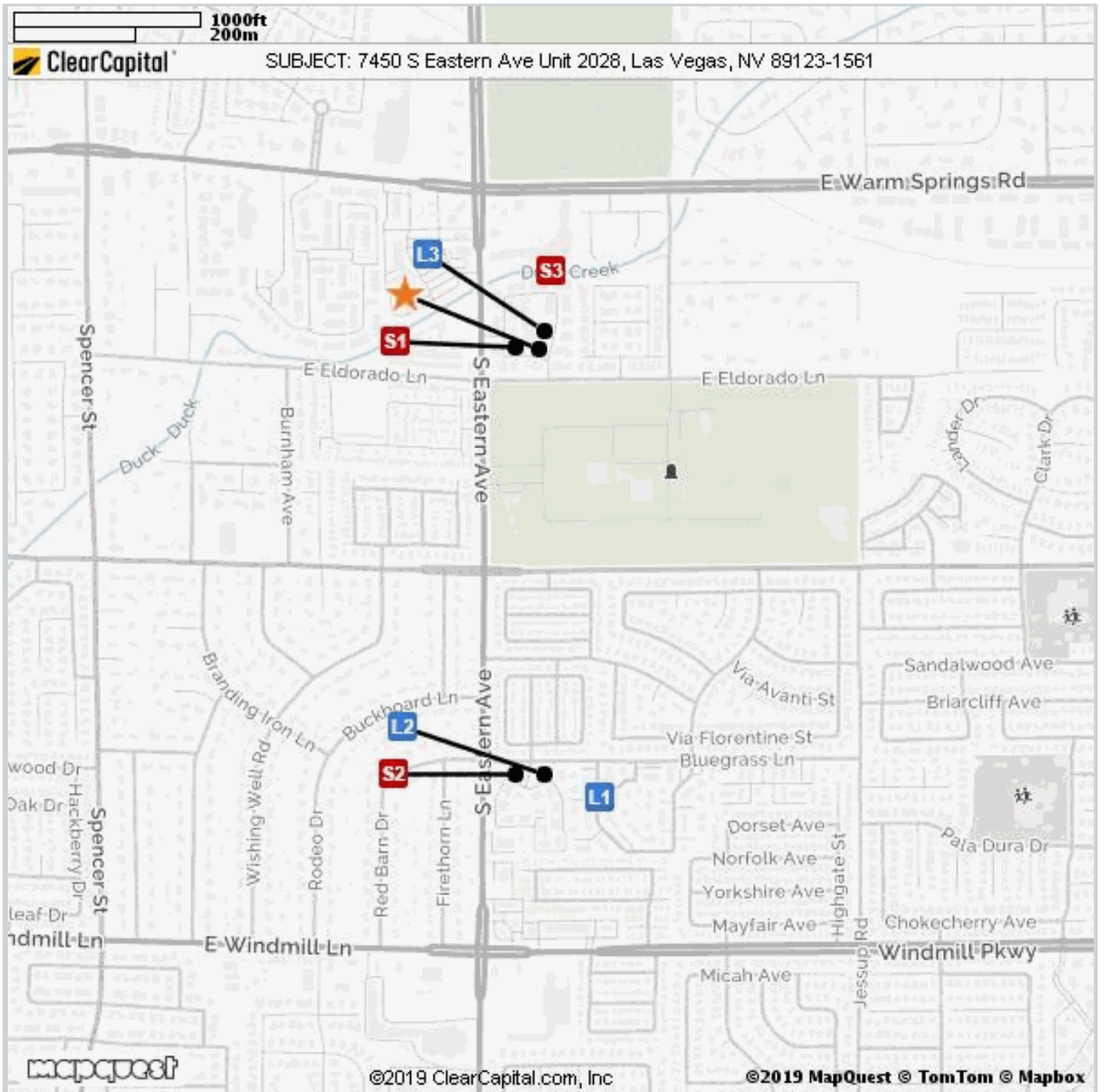


Sold Comp 3 7450 S Eastern Ave Unit 2094

View Front

ClearMaps Addendum

Address ★ 7450 S Eastern Avenue 2028, Las Vegas, NV 89123
Loan Number 36961 **Suggested List** \$161,000 **Suggested Repaired** \$161,000 **Sale** \$152,000



Comparable	Address	Miles to Subject	Mapping Accuracy
★ Subject	7450 S Eastern Ave Unit 2028, Las Vegas, NV	--	Parcel Match
L1 Listing 1	2898 Petunia Ct, Henderson, NV	0.62 Miles ¹	Parcel Match
L2 Listing 2	2975 Bluegrass Ln Apt 1622, Henderson, NV	0.56 Miles ¹	Parcel Match
L3 Listing 3	7450 S Eastern Ave Unit 1059, Las Vegas, NV	0.02 Miles ¹	Parcel Match
S1 Sold 1	7450 S Eastern Ave Unit 2014, Las Vegas, NV	0.03 Miles ¹	Parcel Match
S2 Sold 2	2975 Bluegrass Ln Apt 122, Henderson, NV	0.56 Miles ¹	Parcel Match
S3 Sold 3	7450 S Eastern Ave Unit 2094, Henderson, NV	0.08 Miles ¹	Parcel Match

¹ The Comparable "Distance from Subject" value has been calculated by the Clear Capital system.

² The Comparable "Distance from Subject" value has been provided by the Real Estate Professional.

Market Approach and Market Time

The Market Approach of this report, as established by the customer, is: **Fair Market Price**. (See definition below.)

The Marketing Time as specified by the customer is **Typical**. (See definition below.)

Definitions:

Fair Market Price	A price at which the property would sell between a willing buyer and a willing seller neither being compelled by undue pressure and both having reasonable knowledge of relevant facts.
Distressed Price	A price at which the property would sell between a willing buyer and a seller acting under duress.
Marketing Time	The amount of time the property is exposed to a pool of prospective buyers before going into contract. The customer either specifies the number of days, requests a marketing time that is typical to the subject's market area and/or requests an abbreviated marketing time.
Typical for Local Market	The estimated time required to adequately expose the subject property to the market resulting in a contract of sale.

Report Instructions

This section shows the instructions that were approved by the customer and provided to the broker prior to completing the report.

*** Please Note: This is a RUSH assignment. Do not accept if you cannot meet the current due date and time. Please reference the set terms and contact Clear Capital at 530.582.5011 if you require any changes. Thanks! ***

Instructions last updated: 7/17/2017

Purpose:

Please determine a fair market price for this property at which it would sell in a typical marketing time for the area.

Customer Specific Requests:

If the property is commercial or mixed use, please stop and contact Clear Capital as soon as possible

Form Help:

There are blue question marks (?) throughout this form. These are designed to offer guidance for that particular section of the form. Please click on them for help.

Comparable Requirements:

1. Please use fair market comps from the same neighborhood, block or subdivision whenever possible.
2. Please only use REO comparables if the market is driven by REOs and they are comparable in characteristics and condition.
3. Please use comps that have closed in the past 3 months to show the current market conditions or comment in the report if this is not possible. In rapidly changing markets, active listing comps should be given equal or greater weight than sold comps in your analysis.

Standard Instructions:

1. Clear Capital Code Of Conduct - Please make sure that you are always abiding by the Clear Capital Code of Conduct when completing valuation reports.
2. If the subject is currently listed, please consider all available information pertaining to the subject's condition. This information should be utilized when developing the assumption of the subject's condition.
3. Use the subject characteristics provided in the report Grid (if preloaded) to evaluate the property. This information is from a full interior appraisal and is assumed to be most accurate. If your inspection reveals obvious inaccuracies, please explain in the narrative of the report.
4. Include sufficient detail to help our mutual customer gain a complete understanding of the subject's neighborhood such as neighborhood desirability, amenities, parks, schools, commercial or industrial influences, REO activity, traffic, board-up-homes, etc.
5. Do not approach occupants or owners.
6. If the subject is a Commercial property, contact Clear Capital immediately at 530-582-5011 for direction on how to proceed with the report.
7. Please do not accept if you or your office has completed a report on this property in the last month, are currently listing this property, or have any vested interest in the subject property.
8. Clear Capital does not allow any log ins from IP addresses from foreign countries. This includes, but is not limited to; data entry services, form completion services, etc. Also, it is against Clear Capital code of conduct to share your password with anyone who is not a W2 employee in your office.
9. Clear Capital and our mutual customers greatly appreciate your expertise. If you cannot personally inspect the property, select comparables, and determine a price for the subject, please do not accept this report. Per the standards and guidelines adopted by Clear Capital and other industry leaders, the use of assistants to complete any of the aforementioned tasks is not permitted.

Due to the importance of an independent opinion of price, please do not discuss your price with anyone or be influenced by list price, pending offers, accept comp packets, repair estimates or the listing agent's opinion.

1. One current, original photo of the front of the subject
2. One address verification photo
3. One street scene photo looking down the street
4. MLS listing and sold comp photos required, please comment if no MLS.

Broker Information

Broker Name	Linda Bothof	Company/Brokerage	Linda Bothof Broker
License No	B.0056344.INDV	Electronic Signature	/Linda Bothof/
License Expiration	05/31/2020	License State	NV
Phone	7025248161	Email	lbothof7@gmail.com
Broker Distance to Subject	1.87 miles	Date Signed	01/31/2019

By confirming the above contact and real estate license information and submitting the report, the above signed hereby certifies and agrees that: 1) I personally took the pictures, selected comparables, and determined the price conclusion. 2) To the best of my knowledge, the statements of fact contained in this report are true and correct. 3) The reported analyses, opinions, and conclusions are my personal, impartial, and unbiased professional analyses, opinions, and conclusions. 4) I have no present or prospective interest in the property that is the subject of this report and no personal interest with respect to the parties involved. 5) I have no bias with respect to the property that is the subject of this report or to the parties involved with this assignment. 6) My compensation for completing this assignment is not contingent upon the development or reporting of a predetermined price point. 7) I did not base, either partially or completely, my analysis and/or opinion and conclusions in this report on race, color, religion, sex, age, marital status, handicap, familial status, or national origin of either the prospective owners or occupants of the subject property or of the present owners or occupants of the properties in the vicinity of the subject property or on any other basis prohibited by law. 8) I maintain errors and omissions insurance, to the extent required by state law, for all liability associated with the preparation of this Valuation Report.

Addendum: NV Broker's Price Opinion Qualification

The attached Broker's Price Opinion ("BPO") has been prepared by: **Linda Bothof** ("Licensee"), **B.0056344.INDV** (License #) who is an active licensee in good standing.

Licensee is affiliated with **Linda Bothof Broker** (Company).

This Addendum is an integral part of the BPO prepared by Licensee and the BPO is considered incomplete without it.

1. This BPO has been prepared for **Wedgewood Inc** (Beneficiary or agent of Beneficiary hereinafter "Beneficiary") regarding the real property commonly known and described as: **7450 S Eastern Avenue 2028, Las Vegas, NV 89123**
2. Licensee is informed that the Beneficiary's interest in the real property is that of a third party making decisions or performing due diligence for an existing or potential lien holder.
3. The intended purpose of this BPO is to assist the Beneficiary in making decisions within the scope of applicable statutory and regulatory requirements and performing required due diligence.
4. Licensee certifies that Licensee has no existing or contemplated interest in the property, including without limitation the possibility of Licensee representing the seller or any purchaser.

Issue date: **January 31, 2019**

Licensee signature: **/Linda Bothof/**

NOTWITHSTANDING ANY PREPRINTED LANGUAGE TO THE CONTRARY, THIS OPINION IS NOT AN APPRAISAL OF THE MARKET VALUE OF THE PROPERTY. IF AN APPRAISAL IS DESIRED, THE SERVICES OF A LICENSED OR CERTIFIED APPRAISER MUST BE OBTAINED.

Disclaimer

Notwithstanding any preprinted language to the contrary, this opinion is not an appraisal of the market value of the property. If an appraisal is desired, the services of a licensed or certified appraiser must be obtained.

Unless otherwise specifically agreed to in writing:

The intended purpose of this report is to assist the Clear Capital account holder in making decisions within the scope of applicable statutory and regulatory requirements and performing required due diligence. This document is provided solely for the use of the Clear Capital account holder and not any other party, is not intended as any guarantee of value and/or condition of the subject property and should not be relied on as such. In the event that this document is found to be defective, incorrect, negligently prepared or unfit for its authorized use, Clear Capital's sole liability shall be to promptly refund the total fee expended by the account holder for this report or to replace it at no charge to the account holder, but in no event shall Clear Capital be responsible to the account holder for any indirect or consequential damages whatsoever. This warranty is in lieu of all other warranties, express or implied, except where otherwise required by law. The account holder shall notify Clear Capital within thirty (30) days of this report's delivery to the account holder if it believes that this document is defective, incorrect, negligently prepared or unfit for its authorized use. Under no circumstances may Clear Capital forms or their contents be published, copied, replicated, or mimicked.