

Please Note: This report was completed with the following assumptions: Market Approach: **Fair Market Price** , Marketing Time: **Typical** . Important additional information relating to this report, including use and restrictions, is contained in an attached addendum which is an integral part of this report.

Address	3729 New York Street, West Covina, CALIFORNIA 91792	Order ID	6397869	Property ID	27484277
Inspection Date	11/01/2019	Date of Report	11/03/2019		
Loan Number	39070	APN	8733001069		
Borrower Name	Breckenridge Property Fund 2016 LLC	County	Los Angeles		

Tracking IDs

Order Tracking ID	BotW New Fac-DriveBy BPO 10.31.19	Tracking ID 1	BotW New Fac-DriveBy BPO 10.31.19
Tracking ID 2	--	Tracking ID 3	--

General Conditions

Owner	Reckenridge Prop Fund	Condition Comments	
R. E. Taxes	\$1,785		NO adverse conditions noted .
Assessed Value	\$114,238		
Zoning Classification	R1		
Property Type	PUD		
Occupancy	Occupied		
Ownership Type	Fee Simple		
Property Condition	Average		
Estimated Exterior Repair Cost	\$0		
Estimated Interior Repair Cost	\$0		
Total Estimated Repair	\$0		
HOA	San hose 9999999999		
Association Fees	\$296 / Month (Pool,Landscaping,Greenbelt)		
Visible From Street	Visible		
Road Type	Public		

Neighborhood & Market Data

Location Type	Suburban	Neighborhood Comments	
Local Economy	Stable		Conforming neighborhood with homes of similar style and age. Neighborhood appears maintained and near school, parks, and recreational facilities.
Sales Prices in this Neighborhood	Low: \$228,200 High: \$300,000		
Market for this type of property	Remained Stable for the past 6 months.		
Normal Marketing Days	<90		

Current Listings

	Subject	Listing 1 *	Listing 2	Listing 3
Street Address	3729 New York Street	3721 New York St	3729 New York St	18138 Via Amorosa #4
City, State	West Covina, CALIFORNIA	West Covina, CA	West Covina, CA	Rowland Heights, CA
Zip Code	91792	91792	91792	91748
Datasource	Tax Records	MLS	MLS	MLS
Miles to Subj.	--	0.01 ¹	0.00 ¹	1.92 ¹
Property Type	PUD	Condo	Condo	Condo
Original List Price \$	\$	\$328,800	\$298,888	\$311,900
List Price \$	--	\$328,800	\$298,888	\$311,900
Original List Date		10/25/2019	11/01/2019	09/27/2019
DOM · Cumulative DOM	-- · --	8 · 9	1 · 2	36 · 37
Age (# of years)	40	40	40	48
Condition	Average	Average	Average	Average
Sales Type	--	Fair Market Value	Fair Market Value	Fair Market Value
Location	Neutral ; Residential	Neutral ; Residential	Neutral ; Residential	Neutral ; Residential
View	Neutral ; Residential	Neutral ; Residential	Neutral ; Residential	Neutral ; Residential
Style/Design	1 Story Condo	1 Story Condo	1 Story Condo	2 Stories Condo
# Units	1	1	1	1
Living Sq. Feet	710	710	710	771
Bdrm · Bths · ½ Bths	1 · 1	1 · 1	1 · 1	2 · 1
Total Room #	4	4	4	4
Garage (Style/Stalls)	Detached 2 Car(s)	Detached 2 Car(s)	Detached 2 Car(s)	Detached 1 Car
Basement (Yes/No)	No	No	No	No
Basement (% Fin)	0%	0%	0%	0%
Basement Sq. Ft.	--	--	--	--
Pool/Spa	--	--	--	--
Lot Size	0.00 acres	0.00 acres	0.00 acres	0.00 acres
Other	None	None	None	None

* Listing 1 is the most comparable listing to the subject.

¹ Comp's "Miles to Subject" was calculated by the system.

² Comp's "Miles to Subject" provided by Real Estate Professional.

³ Subject \$/ft based upon as-is sale price.

Listing Comments Why the comparable listing is superior or inferior to the subject.

Listing 1 Close in proximity, GLA, lot size, room count, neighborhood, condition, zoning & age Interior Features: Typical for neighborhood.

Listing 2 Close in proximity, GLA, lot size, room count, neighborhood, condition, zoning & age Interior Features: Typical for neighborhood.

Listing 3 Close in proximity, GLA, lot size, room count, neighborhood, condition, zoning & age Interior Features: Typical for neighborhood.

Recent Sales

	Subject	Sold 1 *	Sold 2	Sold 3
Street Address	3729 New York Street	3609 Alabama St	3725 Maine St	3609 Alabama St
City, State	West Covina, CALIFORNIA	West Covina, CA	West Covina, CA	West Covina, CA
Zip Code	91792	91792	91792	91792
Datasource	Tax Records	MLS	MLS	MLS
Miles to Subj.	--	0.45 ¹	0.04 ¹	0.45 ¹
Property Type	PUD	Condo	Condo	Condo
Original List Price \$	--	\$225,000	\$295,000	\$308,000
List Price \$	--	\$225,000	\$295,000	\$308,000
Sale Price \$	--	\$228,200	\$288,888	\$300,000
Type of Financing	--	Conventional	Conventional	Conventional
Date of Sale	--	08/07/2019	08/30/2019	10/31/2019
DOM · Cumulative DOM	-- · --	2 · 28	27 · 70	31 · 62
Age (# of years)	40	40	40	40
Condition	Average	Average	Average	Average
Sales Type	--	Fair Market Value	Fair Market Value	Fair Market Value
Location	Neutral ; Residential	Neutral ; Residential	Neutral ; Residential	Neutral ; Residential
View	Neutral ; Residential	Neutral ; Residential	Neutral ; Residential	Neutral ; Residential
Style/Design	1 Story Condo	1 Story Condo	1 Story Condo	1 Story Condo
# Units	1	1	1	1
Living Sq. Feet	710	710	710	710
Bdrm · Bths · ½ Bths	1 · 1	1 · 1	1 · 1	1 · 1
Total Room #	4	4	4	4
Garage (Style/Stalls)	Detached 2 Car(s)	Detached 2 Car(s)	Detached 2 Car(s)	Detached 2 Car(s)
Basement (Yes/No)	No	No	No	No
Basement (% Fin)	0%	0%	0%	0%
Basement Sq. Ft.	--	--	--	--
Pool/Spa	--	--	--	--
Lot Size	0.00 acres	0.00 acres	0.00 acres	0.00 acres
Other	None	None	None	None
Net Adjustment	--	\$0	\$0	\$0
Adjusted Price	--	\$228,200	\$288,888	\$300,000

* Sold 1 is the most comparable sale to the subject.

¹ Comp's "Miles to Subject" was calculated by the system.

² Comp's "Miles to Subject" provided by Real Estate Professional.

³ Subject \$/ft based upon as-is sale price.

Recent Sales - Cont.

Reasons for Adjustments Why the comparable sale is superior or inferior to the subject.

- Sold 1** Close in proximity, GLA, lot size, room count, neighborhood, condition, zoning, age, sold less than 3 months ago Interior Features: Typical for neighborhood.
- Sold 2** Close in proximity, GLA, lot size, room count, neighborhood, condition, zoning, age, sold less than 3 months ago Interior Features: Typical for neighborhood.
- Sold 3** Close in proximity, GLA, lot size, room count, neighborhood, condition, zoning, age, sold less than 1 months ago Interior Features: Typical for neighborhood.

Subject Sales & Listing History

Current Listing Status	Not Currently Listed			Listing History Comments			
Listing Agency/Firm				n/a			
Listing Agent Name							
Listing Agent Phone							
# of Removed Listings in Previous 12 Months	0						
# of Sales in Previous 12 Months	0						
Original List Date	Original List Price	Final List Date	Final List Price	Result	Result Date	Result Price	Source


Marketing Strategy

	As Is Price	Repaired Price
Suggested List Price	\$290,000	\$290,000
Sales Price	\$290,000	\$290,000
30 Day Price	\$285,000	--
Comments Regarding Pricing Strategy		
Property Condition: The subject is in overall average condition with no items of deferred maintenance noted. The comparable sales and listings are all suburban, condos that match subject characteristics and are good indicators of market value.		


Clear Capital Quality Assurance Comments Addendum

Reviewer's Notes	The broker's as-is conclusion reflects the market for the subject. Comps are within a reasonable distance, relatively current, and accurately reflect the subject's defining characteristics. Thus, the as-is conclusion appears to be adequately supported.
-------------------------	--------------------------------------------------------------------------------------------------------------------------------------------------------------------------------------------------------------------------------------------------------------

Subject Photos



Front



Address Verification



Side



Street

Listing Photos

L1 3721 New York St
West Covina, CA 91792



Front

L2 3729 New York St
West Covina, CA 91792



Front

L3 18138 Via Amorosa #4
Rowland Heights, CA 91748



Front

Sales Photos

S1 3609 Alabama St
West Covina, CA 91792



Front

S2 3725 Maine St
West Covina, CA 91792



Front

S3 3609 Alabama St
West Covina, CA 91792



Front

ClearMaps Addendum

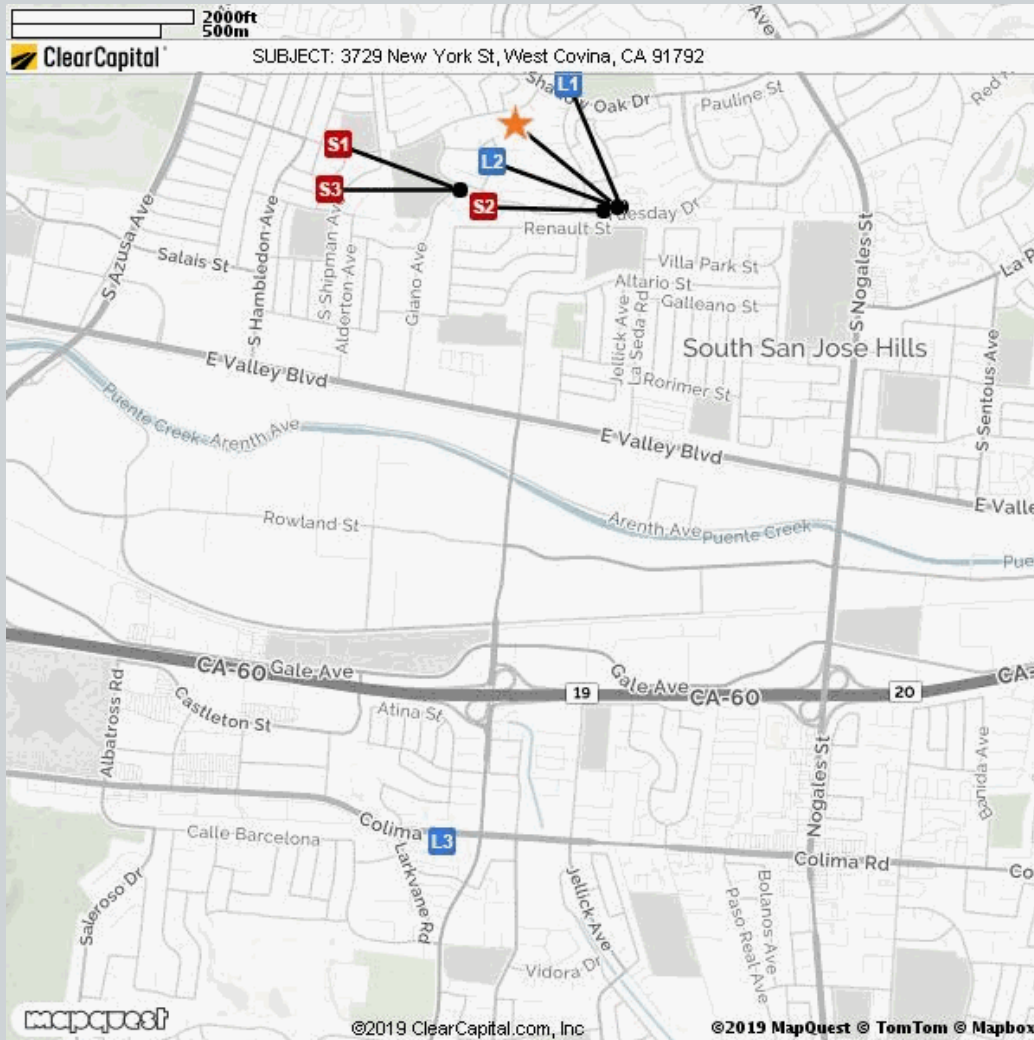
Address ★ 3729 New York Street, West Covina, CALIFORNIA 91792

Loan Number 39070

Suggested List \$290,000

Suggested Repaired \$290,000

Sale \$290,000



Comparable	Address	Miles to Subject	Mapping Accuracy
★ Subject	3729 New York St, West Covina, CA	--	Parcel Match
L1 Listing 1	3721 New York St, West Covina, CA	0.01 Miles ¹	Parcel Match
L2 Listing 2	3729 New York St, West Covina, CA	0.00 Miles ¹	Parcel Match
L3 Listing 3	18138 Via Amorosa #4, Rowland Heights, CA	1.92 Miles ¹	Parcel Match
S1 Sold 1	3609 Alabama St, West Covina, CA	0.45 Miles ¹	Parcel Match
S2 Sold 2	3725 Maine St, West Covina, CA	0.04 Miles ¹	Parcel Match
S3 Sold 3	3609 Alabama St, West Covina, CA	0.45 Miles ¹	Parcel Match

¹ The Comparable "Distance from Subject" value has been calculated by the Clear Capital system.

² The Comparable "Distance from Subject" value has been provided by the Real Estate Professional.

Addendum: Report Purpose

Market Approach and Market Time

The Market Approach of this report, as established by the customer, is: **Fair Market Price**. (See definition below.)

The Marketing Time as specified by the customer is **Typical**. (See definition below.)

Definitions:

Fair Market Price

A price at which the property would sell between a willing buyer and a willing seller neither being compelled by undue pressure and both having reasonable knowledge of relevant facts.

Distressed Price

A price at which the property would sell between a willing buyer and a seller acting under duress.

Marketing Time

The amount of time the property is exposed to a pool of prospective buyers before going into contract. The customer either specifies the number of days, requests a marketing time that is typical to the subject's market area and/or requests an abbreviated marketing time.

Typical for Local Market

The estimated time required to adequately expose the subject property to the market resulting in a contract of sale.

Addendum: Report Purpose - cont.

Report Instructions

This section shows the instructions that were approved by the customer and provided to the broker prior to completing the report.

Instructions last updated: 7/17/2017

Purpose:

Please determine a fair market price for this property at which it would sell in a typical marketing time for the area.

Customer Specific Requests:

If the property is commercial or mixed use, please stop and contact Clear Capital as soon as possible

Form Help:

There are blue question marks (?) throughout this form. These are designed to offer guidance for that particular section of the form. Please click on them for help.

Comparable Requirements:

1. Please use fair market comps from the same neighborhood, block or subdivision whenever possible.
2. Please only use REO comparables if the market is driven by REOs and they are comparable in characteristics and condition.
3. Please use comps that have closed in the past 3 months to show the current market conditions or comment in the report if this is not possible. In rapidly changing markets, active listing comps should be given equal or greater weight than sold comps in your analysis.

Standard Instructions:

1. Clear Capital Code Of Conduct - Please make sure that you are always abiding by the Clear Capital Code of Conduct when completing valuation reports.
2. If the subject is currently listed, please consider all available information pertaining to the subject's condition. This information should be utilized when developing the assumption of the subject's condition.
3. Use the subject characteristics provided in the report Grid (if preloaded) to evaluate the property. This information is from a full interior appraisal and is assumed to be most accurate. If your inspection reveals obvious inaccuracies, please explain in the narrative of the report.
4. Include sufficient detail to help our mutual customer gain a complete understanding of the subject's neighborhood such as neighborhood desirability, amenities, parks, schools, commercial or industrial influences, REO activity, traffic, board-up-homes, etc.
5. Do not approach occupants or owners.
6. If the subject is a Commercial property, contact Clear Capital immediately at 530-582-5011 for direction on how to proceed with the report.
7. Please do not accept if you or your office has completed a report on this property in the last month, are currently listing this property, or have any vested interest in the subject property.
8. Clear Capital does not allow any log ins from IP addresses from foreign countries. This includes, but is not limited to; data entry services, form completion services, etc. Also, it is against Clear Capital code of conduct to share your password with anyone who is not a W2 employee in your office.
9. Clear Capital and our mutual customers greatly appreciate your expertise. If you cannot personally inspect the property, select comparables, and determine a price for the subject, please do not accept this report. Per the standards and guidelines adopted by Clear Capital and other industry leaders, the use of assistants to complete any of the aforementioned tasks is not permitted.

Report Instructions - cont.

Due to the importance of an independent opinion of price, please do not discuss your price with anyone or be influenced by list price, pending offers, accept comp packets, repair estimates or the listing agent's opinion.

1. One current, original photo of the front of the subject 2. One address verification photo 3. One street scene photo looking down the street 4. MLS listing and sold comp photos required, please comment if no MLS.

Broker Information

Broker Name	Benjamin Garcia	Company/Brokerage	Pulse Realty
License No	01724215	Address	1541 e wright cir anaheim CA 92806
License Expiration	12/12/2021	License State	CA
Phone	7142690969	Email	Benbpos@gmail.com
Broker Distance to Subject	14.45 miles	Date Signed	11/02/2019

By confirming the above contact and real estate license information and submitting the report, the above signed hereby certifies and agrees that: 1) I personally took the pictures, selected comparables, and determined the price conclusion. 2) To the best of my knowledge, the statements of fact contained in this report are true and correct. 3) The reported analyses, opinions, and conclusions are my personal, impartial, and unbiased professional analyses, opinions, and conclusions. 4) I have no present or prospective interest in the property that is the subject of this report and no personal interest with respect to the parties involved. 5) I have no bias with respect to the property that is the subject of this report or to the parties involved with this assignment. 6) My compensation for completing this assignment is not contingent upon the development or reporting of a predetermined price point. 7) I did not base, either partially or completely, my analysis and/or opinion and conclusions in this report on race, color, religion, sex, age, marital status, handicap, familial status, or national origin of either the prospective owners or occupants of the subject property or of the present owners or occupants of the properties in the vicinity of the subject property or on any other basis prohibited by law. 8) I maintain errors and omissions insurance, to the extent required by state law, for all liability associated with the preparation of this Report.

Disclaimer

This document is not an appraisal as defined by USPAP (Uniform Standards of Professional Appraisal Practice). It is not to be construed as an appraisal and may not be used as such for any purpose.

Unless otherwise specifically agreed to in writing:

The intended purpose of this report is to assist the Clear Capital account holder in making decisions within the scope of applicable statutory and regulatory requirements and performing required due diligence. This document is provided solely for the use of the Clear Capital account holder and not any other party, is not intended as any guarantee of value and/or condition of the subject property and should not be relied on as such. In the event that this document is found to be defective, incorrect, negligently prepared or unfit for its authorized use, Clear Capital's sole liability shall be to promptly refund the total fee expended by the account holder for this report or to replace it at no charge to the account holder, but in no event shall Clear Capital be responsible to the account holder for any indirect or consequential damages whatsoever. This warranty is in lieu of all other warranties, express or implied, except where otherwise required by law. The account holder shall notify Clear Capital within thirty (30) days of this report's delivery to the account holder if it believes that this document is defective, incorrect, negligently prepared or unfit for its authorized use. Under no circumstances may Clear Capital forms or their contents be published, copied, replicated, or mimicked.