

Please Note: This report was completed with the following assumptions: Market Approach: **Fair Market Price** , Marketing Time: **Typical** . Important additional information relating to this report, including use and restrictions, is contained in an attached addendum which is an integral part of this report.

Address	5602 Kendall Drive, Nashville, TN 37209	Order ID	7793381	Property ID	31743808
Inspection Date	12/04/2021	Date of Report	12/06/2021		
Loan Number	42785	APN	103-06-0C-102.00-CO		
Borrower Name	Catamount Properties 2018 LLC	County	Davidson		

Tracking IDs

Order Tracking ID	1203BPO_update	Tracking ID 1	1203BPO_update
Tracking ID 2	--	Tracking ID 3	--

General Conditions

Owner	Catamount Properties 2018 LLC	Condition Comments Subject property appears to be in average condition, no negative factors were observed.
R. E. Taxes	\$3,339	
Assessed Value	\$283,500	
Zoning Classification	residential	
Property Type	condo	
Occupancy	Occupied	
Ownership Type	Fee Simple	
Property Condition	Average	
Estimated Exterior Repair Cost	\$0	
Estimated Interior Repair Cost	\$0	
Total Estimated Repair	\$0	
HOA	No	
Visible From Street	Visible	
Road Type	Public	

Neighborhood & Market Data

Location Type	Suburban	Neighborhood Comments No negative factors were observed that would detract from the subject property
Local Economy	Stable	
Sales Prices in this Neighborhood	Low: \$250,000 High: \$890,000	
Market for this type of property	Remained Stable for the past 6 months.	
Normal Marketing Days	<180	

Current Listings

	Subject	Listing 1 *	Listing 2	Listing 3
Street Address	5602 Kendall Drive	3818 West End Ave #108	5922 Obrien Ave #14	4505 Harding Pike #135
City, State	Nashville, TN	Nashville, TN	Nashville, TN	Nashville, TN
Zip Code	37209	37205	37209	37205
Datasource	Tax Records	MLS	MLS	MLS
Miles to Subj.	--	1.48 ¹	0.83 ¹	1.32 ¹
Property Type	Other	Condo	Condo	Condo
Original List Price \$	\$	\$345,000	\$399,000	\$335,000
List Price \$	--	\$345,000	\$399,000	\$335,000
Original List Date		11/01/2021	10/27/2021	06/26/2021
DOM · Cumulative DOM	-- · --	26 · 35	32 · 40	9 · 163
Age (# of years)	34	34	13	52
Condition	Average	Average	Average	Average
Sales Type	--	Fair Market Value	Fair Market Value	Fair Market Value
Location	Neutral ; Residential	Neutral ; Residential	Neutral ; Residential	Neutral ; Residential
View	Neutral ; Residential	Neutral ; Residential	Neutral ; Residential	Neutral ; Residential
Style/Design	1 Story condo	1 Story condo	2 Stories condo	1 Story condo
# Units	1	1	1	1
Living Sq. Feet	1,532	1,313	1,544	1,235
Bdrm · Bths · ½ Bths	3 · 2	2 · 2	2 · 2 · 1	2 · 2
Total Room #	7	6	8	7
Garage (Style/Stalls)	None	None	None	None
Basement (Yes/No)	No	No	No	No
Basement (% Fin)	0%	0%	0%	0%
Basement Sq. Ft.	--	--	--	--
Pool/Spa	--	--	--	--
Lot Size	0 acres	0 acres	0 acres	0 acres
Other	--	--	--	--

* Listing 1 is the most comparable listing to the subject.

¹ Comp's "Miles to Subject" was calculated by the system.

² Comp's "Miles to Subject" provided by Real Estate Professional.

³ Subject \$/ft based upon as-is sale price.

Listing Comments Why the comparable listing is superior or inferior to the subject.

Listing 1 Listing one is most comparable to the subject property in square footage.

Listing 2 Listing two is superior to the subject property in square footage.

Listing 3 Listing three is inferior to the subject property in square footage.

Recent Sales

	Subject	Sold 1	Sold 2	Sold 3 *
Street Address	5602 Kendall Drive	5600 Kendall Dr #A Nashville, Tn 37209	404 Mercomatic Dr #101	4487 Post Pl #104
City, State	Nashville, TN	Nashville, TN	Nashville, TN	Nashville, TN
Zip Code	37209	37209	37209	37205
Datasource	Tax Records	MLS	MLS	MLS
Miles to Subj.	--	0.01 ¹	1.01 ¹	0.78 ¹
Property Type	Other	SFR	SFR	SFR
Original List Price \$	--	\$299,900	\$304,000	\$325,000
List Price \$	--	\$299,900	\$304,000	\$325,000
Sale Price \$	--	\$265,000	\$304,000	\$325,000
Type of Financing	--	Conventional	Conventional	Conventional
Date of Sale	--	08/04/2021	10/11/2021	09/24/2021
DOM · Cumulative DOM	-- · --	27 · 77	37 · 129	43 · 43
Age (# of years)	34	34	15	46
Condition	Average	Average	Average	Average
Sales Type	--	Fair Market Value	Fair Market Value	Fair Market Value
Location	Neutral ; Residential	Neutral ; Residential	Neutral ; Residential	Neutral ; Residential
View	Neutral ; Residential	Neutral ; Residential	Neutral ; Residential	Neutral ; Residential
Style/Design	1 Story condo	2 Stories condo	2 Stories condo	2 Stories condo
# Units	1	1	1	1
Living Sq. Feet	1,532	1,676	1,332	1,514
Bdrm · Bths · ½ Bths	3 · 2	3 · 2	2 · 2 · 1	2 · 2
Total Room #	7	9	6	7
Garage (Style/Stalls)	None	None	None	None
Basement (Yes/No)	No	No	No	No
Basement (% Fin)	0%	0%	0%	0%
Basement Sq. Ft.	--	--	--	--
Pool/Spa	--	--	--	--
Lot Size	0 acres	0 acres	0 acres	0 acres
Other	--	--	--	--
Net Adjustment	--	-\$2,880	+\$3,600	+\$3,560
Adjusted Price	--	\$262,120	\$307,600	\$328,560

* Sold 3 is the most comparable sale to the subject.

¹ Comp's "Miles to Subject" was calculated by the system.

² Comp's "Miles to Subject" provided by Real Estate Professional.

³ Subject \$/ft based upon as-is sale price.

Reasons for Adjustments Why the comparable sale is superior or inferior to the subject.

Sold 1 Sold one is superior to the subject property in square footage -2880 square footage

Sold 2 Sold two is inferior to the subject property in square footage. 4000 square footage 2000 bedroom -500 bath -1900 year built

Sold 3 Sold three is most comparable to the subject property in square footage. 360 square footage 2000 bedroom +1200 year built

Subject Sales & Listing History

Current Listing Status	Not Currently Listed			Listing History Comments			
Listing Agency/Firm				n/a			
Listing Agent Name							
Listing Agent Phone							
# of Removed Listings in Previous 12 Months	0						
# of Sales in Previous 12 Months	0						
Original List Date	Original List Price	Final List Date	Final List Price	Result	Result Date	Result Price	Source

Marketing Strategy

	As Is Price	Repaired Price
Suggested List Price	\$307,600	\$307,600
Sales Price	\$307,600	\$307,600
30 Day Price	\$297,600	--
Comments Regarding Pricing Strategy		
Values are based on the comps provided in this report. All comps are the best, closest. and most supportive to the subject property.		

Clear Capital Quality Assurance Comments Addendum

Reviewer's Notes The broker's as-is conclusion reflects the market for the subject. Comps are within a reasonable distance, relatively current, and accurately reflect the subject's defining characteristics. Thus, the as-is conclusion appears to be adequately supported.

Subject Photos



Front




Address Verification



Street


Listing Photos

L1 3818 West End Ave #108
Nashville, TN 37205




Front

L2 5922 OBrien Ave #14
Nashville, TN 37209



Front


L3 4505 Harding Pike #135
Nashville, TN 37205



Front

Sales Photos

S1 5600 Kendall Dr #A Nashville, TN 37209
Nashville, TN 37209



Front

S2 404 Mercomatic Dr #101
Nashville, TN 37209



Front

S3 4487 Post Pl #104
Nashville, TN 37205



Front

ClearMaps Addendum

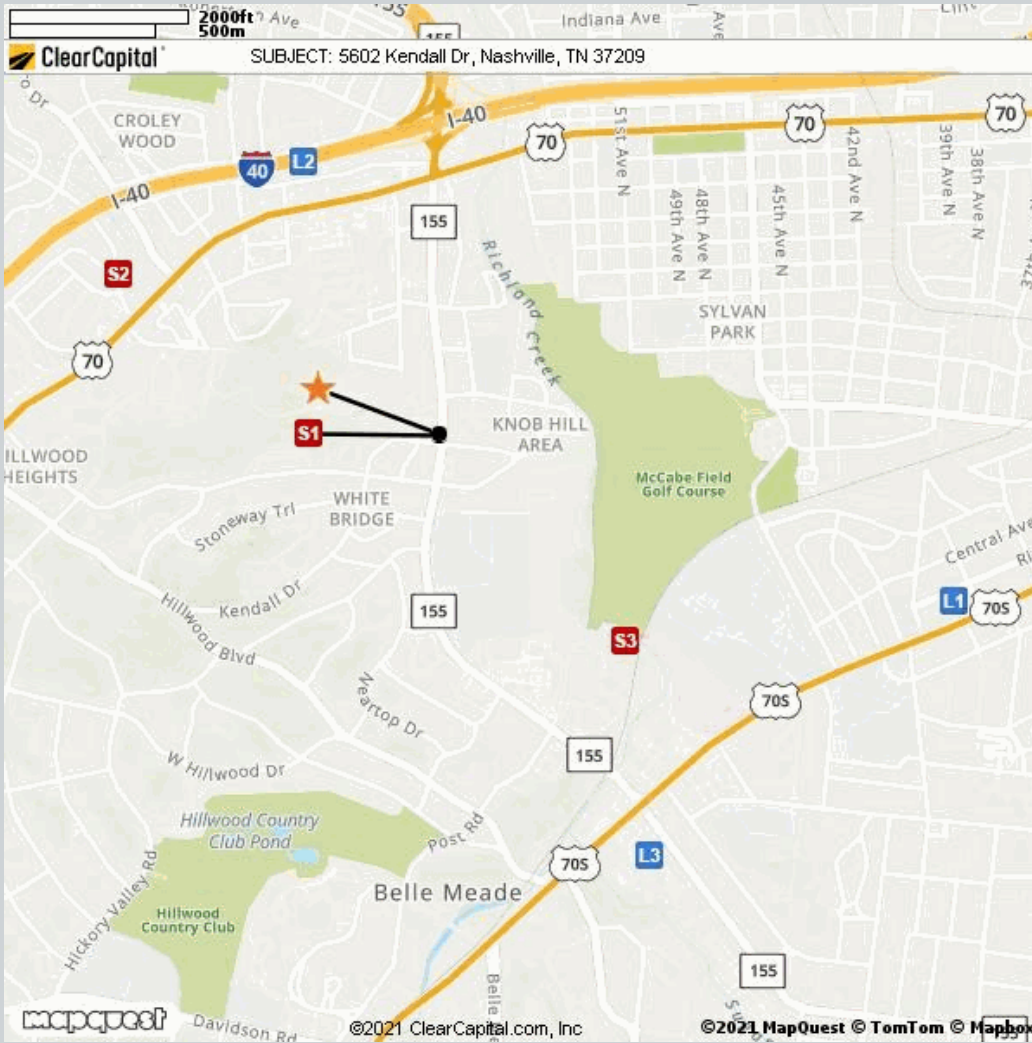
Address ★ 5602 Kendall Drive, Nashville, TN 37209

Loan Number 42785

Suggested List \$307,600

Suggested Repaired \$307,600

Sale \$307,600



Comparable	Address	Miles to Subject	Mapping Accuracy
★ Subject	5602 Kendall Drive, Nashville, TN 37209	--	Parcel Match
L1	3818 West End Ave #108, Nashville, TN 37205	1.48 Miles ¹	Parcel Match
L2	5922 Obrien Ave #14, Nashville, TN 37209	0.83 Miles ¹	Parcel Match
L3	4505 Harding Pike #135, Nashville, TN 37205	1.32 Miles ¹	Parcel Match
S1	5600 Kendall Dr #A Nashville, Tn 37209, Nashville, TN 37209	0.01 Miles ¹	Parcel Match
S2	404 Mecomatic Dr #101, Nashville, TN 37209	1.01 Miles ¹	Parcel Match
S3	4487 Post PI #104, Nashville, TN 37205	0.78 Miles ¹	Parcel Match

¹ The Comparable "Distance from Subject" value has been calculated by the Clear Capital system.

² The Comparable "Distance from Subject" value has been provided by the Real Estate Professional.

Addendum: Report Purpose

Market Approach and Market Time

The Market Approach of this report, as established by the customer, is: **Fair Market Price**. (See definition below.)

The Marketing Time as specified by the customer is **Typical**. (See definition below.)

Definitions:

Fair Market Price

A price at which the property would sell between a willing buyer and a willing seller neither being compelled by undue pressure and both having reasonable knowledge of relevant facts.

Distressed Price

A price at which the property would sell between a willing buyer and a seller acting under duress.

Marketing Time

The amount of time the property is exposed to a pool of prospective buyers before going into contract. The customer either specifies the number of days, requests a marketing time that is typical to the subject's market area and/or requests an abbreviated marketing time.

Typical for Local Market

The estimated time required to adequately expose the subject property to the market resulting in a contract of sale.

Addendum: Report Purpose - cont.

Report Instructions

This section shows the instructions that were approved by the customer and provided to the broker prior to completing the report.

Instructions last updated: 7/17/2017

Purpose:

Please determine a fair market price for this property at which it would sell in a typical marketing time for the area.

Customer Specific Requests:

If the property is commercial or mixed use, please stop and contact Clear Capital as soon as possible

Form Help:

There are blue question marks (?) throughout this form. These are designed to offer guidance for that particular section of the form. Please click on them for help.

Comparable Requirements:

1. Please use fair market comps from the same neighborhood, block or subdivision whenever possible.
2. Please only use REO comparables if the market is driven by REOs and they are comparable in characteristics and condition.
3. Please use comps that have closed in the past 3 months to show the current market conditions or comment in the report if this is not possible. In rapidly changing markets, active listing comps should be given equal or greater weight than sold comps in your analysis.

Standard Instructions:

1. Clear Capital Code Of Conduct - Please make sure that you are always abiding by the Clear Capital Code of Conduct when completing valuation reports.
2. If the subject is currently listed, please consider all available information pertaining to the subject's condition. This information should be utilized when developing the assumption of the subject's condition.
3. Use the subject characteristics provided in the report Grid (if preloaded) to evaluate the property. This information is from a full interior appraisal and is assumed to be most accurate. If your inspection reveals obvious inaccuracies, please explain in the narrative of the report.
4. Include sufficient detail to help our mutual customer gain a complete understanding of the subject's neighborhood such as neighborhood desirability, amenities, parks, schools, commercial or industrial influences, REO activity, traffic, board-up-homes, etc.
5. Do not approach occupants or owners.
6. If the subject is a Commercial property, contact Clear Capital immediately at 530-582-5011 for direction on how to proceed with the report.
7. Please do not accept if you or your office has completed a report on this property in the last month, are currently listing this property, or have any vested interest in the subject property.
8. Clear Capital does not allow any log ins from IP addresses from foreign countries. This includes, but is not limited to; data entry services, form completion services, etc. Also, it is against Clear Capital code of conduct to share your password with anyone who is not a W2 employee in your office.
9. Clear Capital and our mutual customers greatly appreciate your expertise. If you cannot personally inspect the property, select comparables, and determine a price for the subject, please do not accept this report. Per the standards and guidelines adopted by Clear Capital and other industry leaders, the use of assistants to complete any of the aforementioned tasks is not permitted.

Report Instructions - cont.

Due to the importance of an independent opinion of price, please do not discuss your price with anyone or be influenced by list price, pending offers, accept comp packets, repair estimates or the listing agent's opinion.

1. One current, original photo of the front of the subject 2. One address verification photo 3. One street scene photo looking down the street 4. MLS listing and sold comp photos required, please comment if no MLS.

Broker Information

Broker Name	Jay Kalbes	Company/Brokerage	Lake Real Estate
License No	244036	Address	515 rivergate parkway goodlettsville TN 37072
License Expiration	04/06/2023	License State	TN
Phone	6153006997	Email	kalbesja@realtracs.com
Broker Distance to Subject	14.57 miles	Date Signed	12/05/2021

By confirming the above contact and real estate license information and submitting the report, the above signed hereby certifies and agrees that: 1) I personally took the pictures, selected comparables, and determined the price conclusion. 2) To the best of my knowledge, the statements of fact contained in this report are true and correct. 3) The reported analyses, opinions, and conclusions are my personal, impartial, and unbiased professional analyses, opinions, and conclusions. 4) I have no present or prospective interest in the property that is the subject of this report and no personal interest with respect to the parties involved. 5) I have no bias with respect to the property that is the subject of this report or to the parties involved with this assignment. 6) My compensation for completing this assignment is not contingent upon the development or reporting of a predetermined price point. 7) I did not base, either partially or completely, my analysis and/or opinion and conclusions in this report on race, color, religion, sex, age, marital status, handicap, familial status, or national origin of either the prospective owners or occupants of the subject property or of the present owners or occupants of the properties in the vicinity of the subject property or on any other basis prohibited by law. 8) I maintain errors and omissions insurance, to the extent required by state law, for all liability associated with the preparation of this Report.

Disclaimer

This document is not an appraisal as defined by USPAP (Uniform Standards of Professional Appraisal Practice). It is not to be construed as an appraisal and may not be used as such for any purpose.

Unless otherwise specifically agreed to in writing:

The intended purpose of this report is to assist the Clear Capital account holder in making decisions within the scope of applicable statutory and regulatory requirements and performing required due diligence. This document is provided solely for the use of the Clear Capital account holder and not any other party, is not intended as any guarantee of value and/or condition of the subject property and should not be relied on as such. In the event that this document is found to be defective, incorrect, negligently prepared or unfit for its authorized use, Clear Capital's sole liability shall be to promptly refund the total fee expended by the account holder for this report or to replace it at no charge to the account holder, but in no event shall Clear Capital be responsible to the account holder for any indirect or consequential damages whatsoever. This warranty is in lieu of all other warranties, express or implied, except where otherwise required by law. The account holder shall notify Clear Capital within thirty (30) days of this report's delivery to the account holder if it believes that this document is defective, incorrect, negligently prepared or unfit for its authorized use. Under no circumstances may Clear Capital forms or their contents be published, copied, replicated, or mimicked.