

Please Note: This report was completed with the following assumptions: Market Approach: **Fair Market Price** , Marketing Time: **Typical** . Important additional information relating to this report, including use and restrictions, is contained in an attached addendum which is an integral part of this report.

Address	1121 E Street, Sparks, NEVADA 89431	Order ID	9334224	Property ID	35392130
Inspection Date	05/13/2024	Date of Report	05/13/2024		
Loan Number	48121	APN	03214103		
Borrower Name	Champerey Real Estate 2015 LLC	County	Washoe		

Tracking IDs					
Order Tracking ID	5.9_Atlas_AgedBPO	Tracking ID 1	5.9_Atlas_AgedBPO		
Tracking ID 2	--	Tracking ID 3	--		

General Conditions

Owner	CHAMPERY REAL ESTATE 2015 LLC	Condition Comments	Subject appears to be in average condition. No visible damage.
R. E. Taxes	\$433		
Assessed Value	\$35,835		
Zoning Classification	Residential MUD		
Property Type	SFR		
Occupancy	Vacant		
Secure?	Yes (Lockbox)		
Ownership Type	Fee Simple		
Property Condition	Average		
Estimated Exterior Repair Cost	\$0		
Estimated Interior Repair Cost	\$0		
Total Estimated Repair	\$0		
HOA	No		
Visible From Street	Visible		
Road Type	Public		

Neighborhood & Market Data

Location Type	Suburban	Neighborhood Comments	Homes are in high demand due to low inventory and many high tech companies relocating to Northern Nevada.
Local Economy	Stable		
Sales Prices in this Neighborhood	Low: \$250,000 High: \$400,000		
Market for this type of property	Increased 1 % in the past 6 months.		
Normal Marketing Days	<90		

Current Listings

	Subject	Listing 1 *	Listing 2	Listing 3
Street Address	1121 E Street	1550 H St	520 K St	818 Rock Blvd
City, State	Sparks, NEVADA	Sparks, NV	Sparks, NV	Sparks, NV
Zip Code	89431	89431	89431	89431
Datasource	Public Records	MLS	MLS	MLS
Miles to Subj.	--	0.39 ¹	0.66 ¹	0.45 ¹
Property Type	SFR	SFR	SFR	SFR
Original List Price \$	\$	\$295,000	\$385,000	\$362,000
List Price \$	--	\$295,000	\$385,000	\$362,000
Original List Date		01/13/2024	05/04/2024	01/27/2024
DOM · Cumulative DOM	-- · --	119 · 121	7 · 9	105 · 107
Age (# of years)	89	86	71	94
Condition	Average	Average	Average	Average
Sales Type	--	Fair Market Value	Fair Market Value	Fair Market Value
Location	Neutral ; Residential	Neutral ; Residential	Neutral ; Residential	Neutral ; Residential
View	Neutral ; Residential	Neutral ; Residential	Neutral ; Residential	Neutral ; Residential
Style/Design	1 Story Ranch	1 Story Ranch	1 Story Ranch	1 Story Ranch
# Units	1	1	1	1
Living Sq. Feet	688	780	850	864
Bdrm · Bths · ½ Bths	1 · 1	2 · 1	2 · 1	2 · 2
Total Room #	4	5	5	5
Garage (Style/Stalls)	None	None	None	None
Basement (Yes/No)	No	No	No	No
Basement (% Fin)	0%	0%	0%	0%
Basement Sq. Ft.	--	--	--	--
Pool/Spa	--	--	--	--
Lot Size	0.06 acres	0.14 acres	0.15 acres	0.06 acres
Other	None	None	None	None

* Listing 1 is the most comparable listing to the subject.

¹ Comp's "Miles to Subject" was calculated by the system.

² Comp's "Miles to Subject" provided by Real Estate Professional.

³ Subject \$/ft based upon as-is sale price.

Listing Comments Why the comparable listing is superior or inferior to the subject.

Listing 1 This comp is superior to the subject in terms of GLA and superior in room count, superior in lot size and superior in age.

Listing 2 This comp is superior to the subject in terms of GLA and superior in room count, superior in lot size and superior in age.

Listing 3 This comp is superior to the subject in terms of GLA and superior in room count, similar in lot size and inferior in age.

Recent Sales

	Subject	Sold 1 *	Sold 2	Sold 3
Street Address	1121 E Street	3 Strobel Way	517 13th St	900 Oxford Ave
City, State	Sparks, NEVADA	Sparks, NV	Sparks, NV	Sparks, NV
Zip Code	89431	89431	89431	89431
Datasource	Public Records	MLS	MLS	MLS
Miles to Subj.	--	0.33 ¹	0.12 ¹	0.61 ¹
Property Type	SFR	SFR	SFR	SFR
Original List Price \$	--	\$315,000	\$350,000	\$320,000
List Price \$	--	\$315,000	\$350,000	\$320,000
Sale Price \$	--	\$315,000	\$319,500	\$335,000
Type of Financing	--	Conventional	Conventional	Conventional
Date of Sale	--	11/17/2023	12/27/2023	04/18/2024
DOM · Cumulative DOM	-- · --	36 · 36	90 · 90	34 · 34
Age (# of years)	89	72	90	73
Condition	Average	Average	Average	Average
Sales Type	--	Fair Market Value	Fair Market Value	Fair Market Value
Location	Neutral ; Residential	Neutral ; Residential	Neutral ; Residential	Neutral ; Residential
View	Neutral ; Residential	Neutral ; Residential	Neutral ; Residential	Neutral ; Residential
Style/Design	1 Story Ranch	1 Story Ranch	1 Story Ranch	1 Story Ranch
# Units	1	1	1	1
Living Sq. Feet	688	736	785	803
Bdrm · Bths · ½ Bths	1 · 1	2 · 1	2 · 1	2 · 1
Total Room #	4	5	5	5
Garage (Style/Stalls)	None	Detached 1 Car	None	Attached 1 Car
Basement (Yes/No)	No	No	No	No
Basement (% Fin)	0%	0%	0%	0%
Basement Sq. Ft.	--	--	--	--
Pool/Spa	--	--	--	--
Lot Size	0.06 acres	0.15 acres	0.05 acres	0.15 acres
Other	None	None	None	None
Net Adjustment	--	-\$3,000	\$0	-\$4,000
Adjusted Price	--	\$312,000	\$319,500	\$331,000

* Sold 1 is the most comparable sale to the subject.

¹ Comp's "Miles to Subject" was calculated by the system.

² Comp's "Miles to Subject" provided by Real Estate Professional.

³ Subject \$/ft based upon as-is sale price.

Recent Sales - Cont.

Reasons for Adjustments Why the comparable sale is superior or inferior to the subject.

- Sold 1** This comp is superior to the subject in terms of GLA and superior in room count, superior in lot size and superior in age. GLA: \$-1000 + bed room \$-1000 + bathroom \$0 + age \$0 + garage \$-1000 + carport \$ + pool \$0 + basement \$ + lot size \$0 = total \$-3000
- Sold 2** This comp is superior to the subject in terms of GLA and superior in room count, inferior in lot size and inferior in age. GLA: \$-1000 + bed room \$-1000 + bathroom \$0 + age \$0 + garage \$0 + carport \$ + pool \$0 + basement \$ + lot size \$0 = total \$0
- Sold 3** This comp is superior to the subject in terms of GLA and superior in room count, superior in lot size and superior in age. GLA: \$-2000 + bed room \$-1000 + bathroom \$0 + age \$0 + garage \$-1000 + carport \$ + pool \$0 + basement \$ + lot size \$0 = total \$-4000

Subject Sales & Listing History

Current Listing Status	Not Currently Listed			Listing History Comments			
Listing Agency/Firm				None			
Listing Agent Name							
Listing Agent Phone							
# of Removed Listings in Previous 12 Months	0						
# of Sales in Previous 12 Months	0						
Original List Date	Original List Price	Final List Date	Final List Price	Result	Result Date	Result Price	Source

Marketing Strategy

	As Is Price	Repaired Price
Suggested List Price	\$330,000	\$330,000
Sales Price	\$320,000	\$320,000
30 Day Price	\$315,000	--
Comments Regarding Pricing Strategy		
The subject suggested value falls between the lowest and highest comp values. The subject attributes are well bracketed by the comps providing a solid value conclusion.		

Clear Capital Quality Assurance Comments Addendum

Reviewer's Notes	The broker's as-is conclusion reflects the market for the subject. Comps are within a reasonable distance, relatively current, and accurately reflect the subject's defining characteristics. Thus, the as-is conclusion appears to be adequately supported.
-------------------------	--

Subject Photos



Front



Address Verification



Side



Side



Street


Listing Photos

L1 1550 H St
Sparks, NV 89431



Front

L2 520 K St
Sparks, NV 89431



Front

L3 818 Rock Blvd
Sparks, NV 89431



Front


Sales Photos

S1 3 Strobel Way
Sparks, NV 89431



Front

S2 517 13th St
Sparks, NV 89431



Front

S3 900 Oxford Ave
Sparks, NV 89431



Front

ClearMaps Addendum

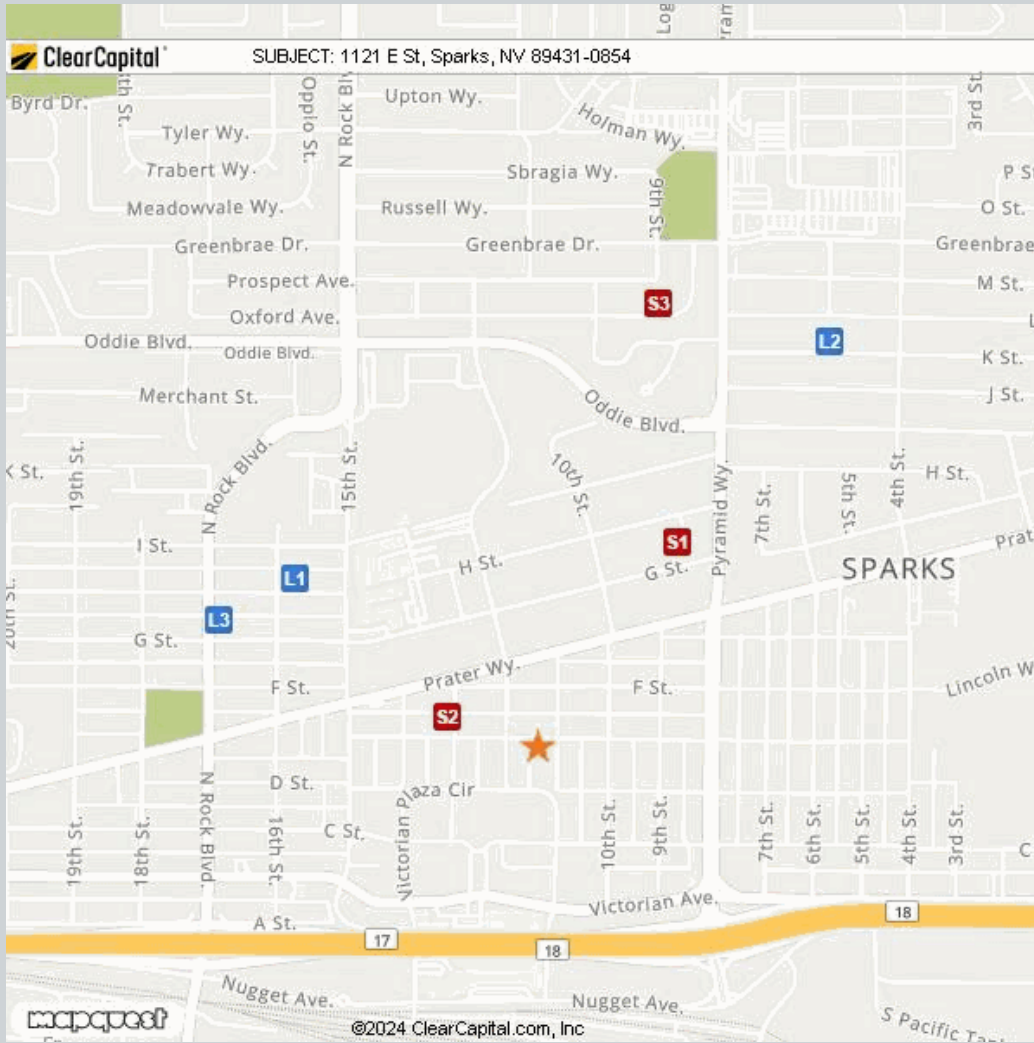
Address ★ 1121 E Street, Sparks, NEVADA 89431

Loan Number 48121

Suggested List \$330,000

Suggested Repaired \$330,000

Sale \$320,000



Comparable

Comparable	Address	Miles to Subject	Mapping Accuracy
★ Subject	1121 E Street, Sparks, Nevada 89431	--	Parcel Match
L1 Listing 1	1550 H St, Sparks, NV 89431	0.39 Miles ¹	Parcel Match
L2 Listing 2	520 K St, Sparks, NV 89431	0.66 Miles ¹	Parcel Match
L3 Listing 3	818 Rock Blvd, Sparks, NV 89431	0.45 Miles ¹	Parcel Match
S1 Sold 1	3 Strobel Way, Sparks, NV 89431	0.33 Miles ¹	Parcel Match
S2 Sold 2	517 13th St, Sparks, NV 89431	0.12 Miles ¹	Parcel Match
S3 Sold 3	900 Oxford Ave, Sparks, NV 89431	0.61 Miles ¹	Parcel Match

¹ The Comparable "Distance from Subject" value has been calculated by the Clear Capital system.

² The Comparable "Distance from Subject" value has been provided by the Real Estate Professional.

Addendum: Report Purpose

Market Approach and Market Time

The Market Approach of this report, as established by the customer, is: **Fair Market Price**. (See definition below.)

The Marketing Time as specified by the customer is **Typical**. (See definition below.)

Definitions:

Fair Market Price

A price at which the property would sell between a willing buyer and a willing seller neither being compelled by undue pressure and both having reasonable knowledge of relevant facts.

Distressed Price

A price at which the property would sell between a willing buyer and a seller acting under duress.

Marketing Time

The amount of time the property is exposed to a pool of prospective buyers before going into contract. The customer either specifies the number of days, requests a marketing time that is typical to the subject's market area and/or requests an abbreviated marketing time.

Typical for Local Market

The estimated time required to adequately expose the subject property to the market resulting in a contract of sale.

Addendum: Report Purpose - cont.

Report Instructions

This section shows the instructions that were approved by the customer and provided to the broker prior to completing the report.

Instructions last updated: 7/17/2017

Purpose:

Please determine a fair market price for this property at which it would sell in a typical marketing time for the area.

Customer Specific Requests:

If the property is commercial or mixed use, please stop and contact Clear Capital as soon as possible

Form Help:

There are blue question marks (?) throughout this form. These are designed to offer guidance for that particular section of the form. Please click on them for help.

Comparable Requirements:

1. Please use fair market comps from the same neighborhood, block or subdivision whenever possible.
2. Please only use REO comparables if the market is driven by REOs and they are comparable in characteristics and condition.
3. Please use comps that have closed in the past 3 months to show the current market conditions or comment in the report if this is not possible. In rapidly changing markets, active listing comps should be given equal or greater weight than sold comps in your analysis.

Standard Instructions:

1. Clear Capital Code Of Conduct - Please make sure that you are always abiding by the Clear Capital Code of Conduct when completing valuation reports.
2. If the subject is currently listed, please consider all available information pertaining to the subject's condition. This information should be utilized when developing the assumption of the subject's condition.
3. Use the subject characteristics provided in the report Grid (if preloaded) to evaluate the property. This information is from a full interior appraisal and is assumed to be most accurate. If your inspection reveals obvious inaccuracies, please explain in the narrative of the report.
4. Include sufficient detail to help our mutual customer gain a complete understanding of the subject's neighborhood such as neighborhood desirability, amenities, parks, schools, commercial or industrial influences, REO activity, traffic, board-up-homes, etc.
5. Do not approach occupants or owners.
6. If the subject is a Commercial property, contact Clear Capital immediately at 530-582-5011 for direction on how to proceed with the report.
7. Please do not accept if you or your office has completed a report on this property in the last month, are currently listing this property, or have any vested interest in the subject property.
8. Clear Capital does not allow any log ins from IP addresses from foreign countries. This includes, but is not limited to; data entry services, form completion services, etc. Also, it is against Clear Capital code of conduct to share your password with anyone who is not a W2 employee in your office.
9. Clear Capital and our mutual customers greatly appreciate your expertise. If you cannot personally inspect the property, select comparables, and determine a price for the subject, please do not accept this report. Per the standards and guidelines adopted by Clear Capital and other industry leaders, the use of assistants to complete any of the aforementioned tasks is not permitted.

Report Instructions - cont.

Due to the importance of an independent opinion of price, please do not discuss your price with anyone or be influenced by list price, pending offers, accept comp packets, repair estimates or the listing agent's opinion.

1. One current, original photo of the front of the subject 2. One address verification photo 3. One street scene photo looking down the street 4. MLS listing and sold comp photos required, please comment if no MLS.

Broker Information

Broker Name	Skip Benton	Company/Brokerage	Coldwell Banker Select Real Estate
License No	BS.0143248	Address	1170 S Rock Blvd. Reno NV 89521
License Expiration	01/31/2025	License State	NV
Phone	7757723032	Email	llbskip@bentonres.com
Broker Distance to Subject	2.73 miles	Date Signed	05/13/2024

By confirming the above contact and real estate license information and submitting the report, the above signed hereby certifies and agrees that: 1) I personally took the pictures, selected comparables, and determined the price conclusion. 2) To the best of my knowledge, the statements of fact contained in this report are true and correct. 3) The reported analyses, opinions, and conclusions are my personal, impartial, and unbiased professional analyses, opinions, and conclusions. 4) I have no present or prospective interest in the property that is the subject of this report and no personal interest with respect to the parties involved. 5) I have no bias with respect to the property that is the subject of this report or to the parties involved with this assignment. 6) My compensation for completing this assignment is not contingent upon the development or reporting of a predetermined price point. 7) I did not base, either partially or completely, my analysis and/or opinion and conclusions in this report on race, color, religion, sex, age, marital status, handicap, familial status, or national origin of either the prospective owners or occupants of the subject property or of the present owners or occupants of the properties in the vicinity of the subject property or on any other basis prohibited by law. 8) I maintain errors and omissions insurance, to the extent required by state law, for all liability associated with the preparation of this Report.

Disclaimer

Notwithstanding any preprinted language to the contrary, this opinion is not an appraisal of the market value of the property. If an appraisal is desired, the services of a licensed or certified appraiser must be obtained.

Unless otherwise specifically agreed to in writing:

The intended purpose of this report is to assist the Clear Capital account holder in making decisions within the scope of applicable statutory and regulatory requirements and performing required due diligence. This document is provided solely for the use of the Clear Capital account holder and not any other party, is not intended as any guarantee of value and/or condition of the subject property and should not be relied on as such. In the event that this document is found to be defective, incorrect, negligently prepared or unfit for its authorized use, Clear Capital's sole liability shall be to promptly refund the total fee expended by the account holder for this report or to replace it at no charge to the account holder, but in no event shall Clear Capital be responsible to the account holder for any indirect or consequential damages whatsoever. This warranty is in lieu of all other warranties, express or implied, except where otherwise required by law. The account holder shall notify Clear Capital within thirty (30) days of this report's delivery to the account holder if it believes that this document is defective, incorrect, negligently prepared or unfit for its authorized use. Under no circumstances may Clear Capital forms or their contents be published, copied, replicated, or mimicked.