

Please Note: This report was completed with the following assumptions: Market Approach: **Fair Market Price** , Marketing Time: **Typical** . Important additional information relating to this report, including use and restrictions, is contained in an attached addendum which is an integral part of this report.

Address	3711 Ashby Road, Saint Ann, MO 63074	Order ID	8367661	Property ID	33141623
Inspection Date	08/06/2022	Date of Report	08/07/2022		
Loan Number	48308	APN	13M-64-0297		
Borrower Name	Catamount Properties 2018 LLC	County	St. Louis		

Tracking IDs					
Order Tracking ID	UNKNOWN	Tracking ID 1	UNKNOWN		
Tracking ID 2	--	Tracking ID 3	--		

General Conditions		Condition Comments
Owner	CATAMOUNT PROPERTIES 2018 LLC	SUBJECT APPEARED TO BE IN AVERAGE CONDITION.
R. E. Taxes	\$1,719	
Assessed Value	\$90,500	
Zoning Classification	72R1	
Property Type	SFR	
Occupancy	Vacant	
Secure?	Yes	
	(HOME ON LOCK BOX, DOORS AND WINDOWS SECURED)	
Ownership Type	Fee Simple	
Property Condition	Average	
Estimated Exterior Repair Cost	\$0	
Estimated Interior Repair Cost	\$0	
Total Estimated Repair	\$0	
HOA	No	
Visible From Street	Visible	
Road Type	Public	

Neighborhood & Market Data		Neighborhood Comments
Location Type	Suburban	NEIGHBORHOOD IS CLOSE TO HWYS, SCHOOLS, SHOPPING, PARKS, AND PUBLIC TRANSPORTATION.
Local Economy	Stable	
Sales Prices in this Neighborhood	Low: \$100,000 High: \$150,000	
Market for this type of property	Remained Stable for the past 6 months.	
Normal Marketing Days	<90	

Current Listings

	Subject	Listing 1	Listing 2 *	Listing 3
Street Address	3711 Ashby Road	3139 Clavert Ave	4519 Ashby Rd	3227 Krem Ave
City, State	Saint Ann, MO	Saint Louis, MO	Saint Ann, MO	Saint Ann, MO
Zip Code	63074	63114	63074	63074
Datasource	Tax Records	MLS	MLS	MLS
Miles to Subj.	--	1.70 ¹	0.90 ¹	0.92 ¹
Property Type	SFR	SFR	SFR	SFR
Original List Price \$	\$	\$105,000	\$129,000	\$134,900
List Price \$	--	\$105,000	\$124,999	\$134,900
Original List Date		07/07/2022	07/29/2022	07/08/2022
DOM · Cumulative DOM	-- · --	29 · 31	7 · 9	3 · 30
Age (# of years)	73	75	71	69
Condition	Average	Average	Average	Average
Sales Type	--	Fair Market Value	Fair Market Value	Fair Market Value
Location	Neutral ; Residential	Neutral ; Residential	Neutral ; Residential	Neutral ; Residential
View	Neutral ; Residential	Neutral ; Residential	Neutral ; Residential	Neutral ; Residential
Style/Design	1 Story BUNGALOW	1 Story BUNGALOW	1 Story BUNGALOW	1 Story BUNGALOW
# Units	1	1	1	1
Living Sq. Feet	873	858	850	900
Bdrm · Bths · ½ Bths	3 · 1	2 · 1	2 · 1	3 · 1
Total Room #	6	5	5	6
Garage (Style/Stalls)	None	None	Attached 1 Car	Attached 1 Car
Basement (Yes/No)	Yes	Yes	Yes	Yes
Basement (% Fin)	0%	0%	0%	0%
Basement Sq. Ft.	873	858	850	900
Pool/Spa	--	--	--	--
Lot Size	.16 acres	.15 acres	.14 acres	.18 acres
Other	NONE	NONE	NONE	NONE

* Listing 2 is the most comparable listing to the subject.

¹ Comp's "Miles to Subject" was calculated by the system.

² Comp's "Miles to Subject" provided by Real Estate Professional.

³ Subject \$/ft based upon as-is sale price.

Listing Comments Why the comparable listing is superior or inferior to the subject.

Listing 1 EAT IN KITCHEN, LEVEL BACK YARD.

Listing 2 EAT IN KITCHEN, SOME CARPETING, FENCED YARD.

Listing 3 EAT IN KITCHEN, PANTRY, SOME WOOD FLOORING, FRESH INTERIOR PAINT.

Recent Sales

	Subject	Sold 1	Sold 2 *	Sold 3
Street Address	3711 Ashby Road	3620 Adie Rd	10319 Saint Henry Lane	10534 Saint Philip Lane
City, State	Saint Ann, MO	Saint Ann, MO	Saint Ann, MO	Saint Ann, MO
Zip Code	63074	63074	63074	63074
Datasource	Tax Records	MLS	MLS	MLS
Miles to Subj.	--	0.51 ¹	0.27 ¹	0.21 ¹
Property Type	SFR	SFR	SFR	SFR
Original List Price \$	--	\$105,000	\$119,000	\$130,000
List Price \$	--	\$105,000	\$119,000	\$130,000
Sale Price \$	--	\$110,000	\$114,900	\$130,000
Type of Financing	--	Fha	Cash	Conv
Date of Sale	--	07/22/2022	04/27/2022	05/17/2022
DOM · Cumulative DOM	-- · --	44 · 42	9 · 56	2 · 49
Age (# of years)	73	67	75	72
Condition	Average	Average	Average	Average
Sales Type	--	Fair Market Value	Fair Market Value	Fair Market Value
Location	Neutral ; Residential	Neutral ; Residential	Neutral ; Residential	Neutral ; Residential
View	Neutral ; Residential	Neutral ; Residential	Neutral ; Residential	Neutral ; Residential
Style/Design	1 Story BUNGALOW	1 Story BUNGALOW	1 Story BUNGALOW	1 Story BUNGALOW
# Units	1	1	1	1
Living Sq. Feet	873	720	897	1,068
Bdrm · Bths · ½ Bths	3 · 1	2 · 1	3 · 1	3 · 1
Total Room #	6	4	6	6
Garage (Style/Stalls)	None	None	None	None
Basement (Yes/No)	Yes	Yes	Yes	Yes
Basement (% Fin)	0%	0%	0%	0%
Basement Sq. Ft.	873	720	897	1,068
Pool/Spa	--	--	--	--
Lot Size	.16 acres	.16 acres	.15 acres	.16 acres
Other	NONE	NONE	NONE	NONE
Net Adjustment	--	+\$2,683	-\$264	-\$2,145
Adjusted Price	--	\$112,683	\$114,636	\$127,855

* Sold 2 is the most comparable sale to the subject.

¹ Comp's "Miles to Subject" was calculated by the system.

² Comp's "Miles to Subject" provided by Real Estate Professional.

³ Subject \$/ft based upon as-is sale price.

Reasons for Adjustments Why the comparable sale is superior or inferior to the subject.

Sold 1 EAT IN KITCHEN, SOME INSUALTED WINDOWS. LEVEL YARD.

Sold 2 EAT IN KITCHEN, PANTRY, SOME STORM DOORS.

Sold 3 EAT IN KITCHEN, SOME WOOD FLOORING, FENCED YARD.

Subject Sales & Listing History

Current Listing Status	Currently Listed	Listing History Comments					
Listing Agency/Firm	LINK REALTY LLC	ACTIVE FOR 110000, NO SIGN IN YARD					
Listing Agent Name	JEFF HILL						
Listing Agent Phone	816-716-7712						
# of Removed Listings in Previous 12 Months	0						
# of Sales in Previous 12 Months	0						
Original List Date	Original List Price	Final List Date	Final List Price	Result	Result Date	Result Price	Source
07/30/2022	\$110,000	--	--	--	--	--	MLS

Marketing Strategy

	As Is Price	Repaired Price
Suggested List Price	\$120,900	\$120,900
Sales Price	\$120,000	\$120,000
30 Day Price	\$115,000	--
Comments Regarding Pricing Strategy		
SUBJECT IS CURRENTLY LISTED FOR 110000, BASED ON AREA COMPS, AND DAYS ON MARKET A HIGHER VALUE CAN BE SUPPORTED AT THIS TIME. DUE TO LIMITED COMPS, SEARCH EXPANDED TO OVER ONE MILE, HOMES OF DIFFERING AGES AND SOLD IN THE PAST 6 MONTHS.		

Clear Capital Quality Assurance Comments Addendum

Reviewer's Notes The broker's as-is conclusion reflects the market for the subject. Comps are within a reasonable distance, relatively current, and accurately reflect the subject's defining characteristics. Thus, the as-is conclusion appears to be adequately supported.

Subject Photos




Front



Address Verification



Side



Side



Street




Street

Subject Photos



Other



Other



Other

Listing Photos

L1 3139 CLAVERT AVE
Saint Louis, MO 63114



Front

L2 4519 ASHBY RD
Saint Ann, MO 63074



Front

L3 3227 KREM AVE
Saint Ann, MO 63074



Front

Sales Photos

S1 3620 ADIE RD
Saint Ann, MO 63074



Front

S2 10319 SAINT HENRY LANE
Saint Ann, MO 63074



Front

S3 10534 SAINT PHILIP LANE
Saint Ann, MO 63074



Front

ClearMaps Addendum

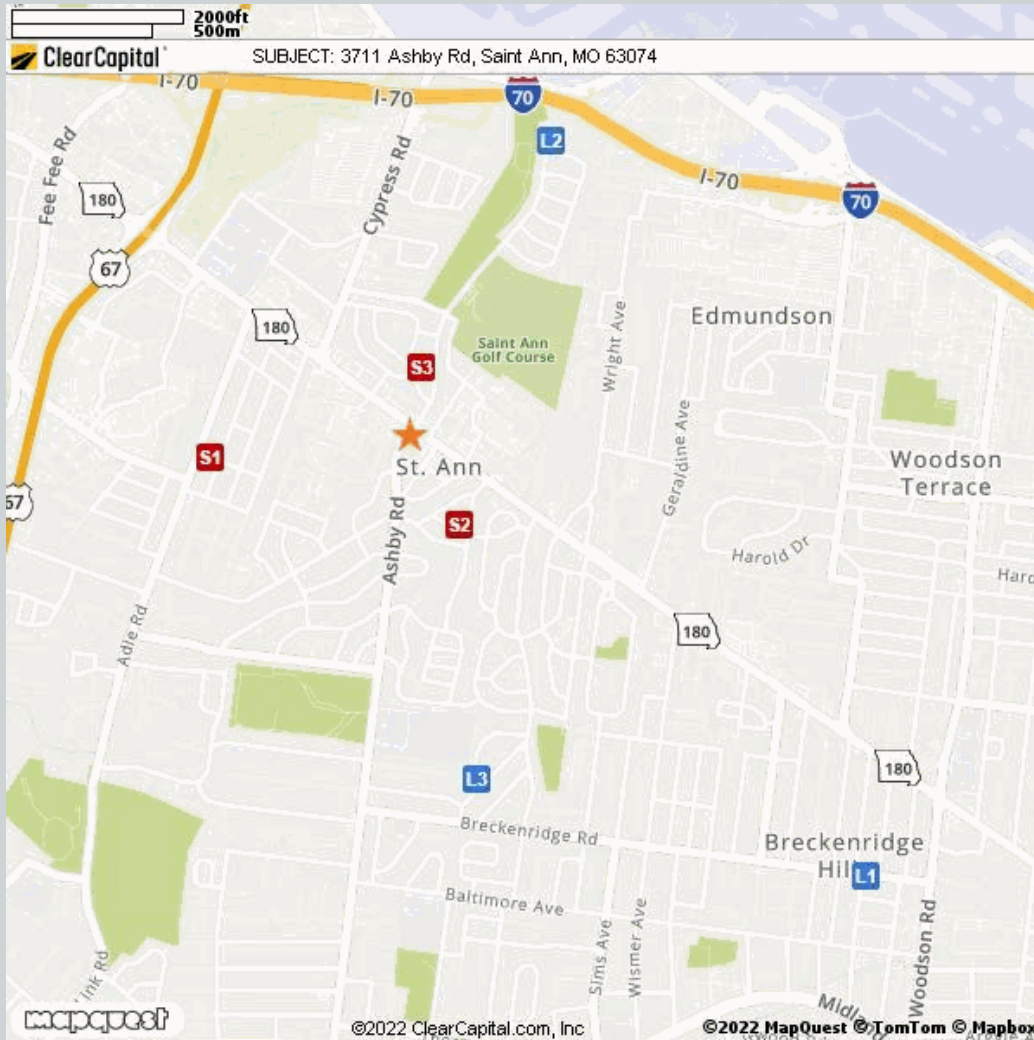
Address ★ 3711 Ashby Road, Saint Ann, MO 63074

Loan Number 48308

Suggested List \$120,900

Suggested Repaired \$120,900

Sale \$120,000



Comparable	Address	Miles to Subject	Mapping Accuracy
★ Subject	3711 Ashby Road, Saint Ann, MO 63074	--	Parcel Match
L1 Listing 1	3139 Clavert Ave, Saint Louis, MO 63114	1.70 Miles ¹	Parcel Match
L2 Listing 2	4519 Ashby Rd, Saint Ann, MO 63074	0.90 Miles ¹	Parcel Match
L3 Listing 3	3227 Krem Ave, Saint Ann, MO 63074	0.92 Miles ¹	Parcel Match
S1 Sold 1	3620 Adie Rd, Saint Ann, MO 63074	0.51 Miles ¹	Parcel Match
S2 Sold 2	10319 Saint Henry Lane, Saint Ann, MO 63074	0.27 Miles ¹	Parcel Match
S3 Sold 3	10534 Saint Philip Lane, Saint Ann, MO 63074	0.21 Miles ¹	Parcel Match

¹ The Comparable "Distance from Subject" value has been calculated by the Clear Capital system.

² The Comparable "Distance from Subject" value has been provided by the Real Estate Professional.

Addendum: Report Purpose

Market Approach and Market Time

The Market Approach of this report, as established by the customer, is: **Fair Market Price**. (See definition below.)

The Marketing Time as specified by the customer is **Typical**. (See definition below.)

Definitions:

Fair Market Price

A price at which the property would sell between a willing buyer and a willing seller neither being compelled by undue pressure and both having reasonable knowledge of relevant facts.

Distressed Price

A price at which the property would sell between a willing buyer and a seller acting under duress.

Marketing Time

The amount of time the property is exposed to a pool of prospective buyers before going into contract. The customer either specifies the number of days, requests a marketing time that is typical to the subject's market area and/or requests an abbreviated marketing time.

Typical for Local Market

The estimated time required to adequately expose the subject property to the market resulting in a contract of sale.

Addendum: Report Purpose - cont.

Report Instructions

This section shows the instructions that were approved by the customer and provided to the broker prior to completing the report.

Instructions last updated: 7/17/2017

Purpose:

Please determine a fair market price for this property at which it would sell in a typical marketing time for the area.

Customer Specific Requests:

If the property is commercial or mixed use, please stop and contact Clear Capital as soon as possible

Form Help:

There are blue question marks (?) throughout this form. These are designed to offer guidance for that particular section of the form. Please click on them for help.

Comparable Requirements:

1. Please use fair market comps from the same neighborhood, block or subdivision whenever possible.
2. Please only use REO comparables if the market is driven by REOs and they are comparable in characteristics and condition.
3. Please use comps that have closed in the past 3 months to show the current market conditions or comment in the report if this is not possible. In rapidly changing markets, active listing comps should be given equal or greater weight than sold comps in your analysis.

Standard Instructions:

1. Clear Capital Code Of Conduct - Please make sure that you are always abiding by the Clear Capital Code of Conduct when completing valuation reports.
2. If the subject is currently listed, please consider all available information pertaining to the subject's condition. This information should be utilized when developing the assumption of the subject's condition.
3. Use the subject characteristics provided in the report Grid (if preloaded) to evaluate the property. This information is from a full interior appraisal and is assumed to be most accurate. If your inspection reveals obvious inaccuracies, please explain in the narrative of the report.
4. Include sufficient detail to help our mutual customer gain a complete understanding of the subject's neighborhood such as neighborhood desirability, amenities, parks, schools, commercial or industrial influences, REO activity, traffic, board-up-homes, etc.
5. Do not approach occupants or owners.
6. If the subject is a Commercial property, contact Clear Capital immediately at 530-582-5011 for direction on how to proceed with the report.
7. Please do not accept if you or your office has completed a report on this property in the last month, are currently listing this property, or have any vested interest in the subject property.
8. Clear Capital does not allow any log ins from IP addresses from foreign countries. This includes, but is not limited to; data entry services, form completion services, etc. Also, it is against Clear Capital code of conduct to share your password with anyone who is not a W2 employee in your office.
9. Clear Capital and our mutual customers greatly appreciate your expertise. If you cannot personally inspect the property, select comparables, and determine a price for the subject, please do not accept this report. Per the standards and guidelines adopted by Clear Capital and other industry leaders, the use of assistants to complete any of the aforementioned tasks is not permitted.

Report Instructions - cont.

Due to the importance of an independent opinion of price, please do not discuss your price with anyone or be influenced by list price, pending offers, accept comp packets, repair estimates or the listing agent's opinion.

1. One current, original photo of the front of the subject 2. One address verification photo 3. One street scene photo looking down the street 4. MLS listing and sold comp photos required, please comment if no MLS.

Broker Information

Broker Name	Todd Isermann	Company/Brokerage	Property Valuations Group
License No	2002016266	Address	49 Forest Crest Dr Chesterfield MO 63017
License Expiration	09/30/2022	License State	MO
Phone	6363451920	Email	PVGbpo@gmail.com
Broker Distance to Subject	7.47 miles	Date Signed	08/07/2022

By confirming the above contact and real estate license information and submitting the report, the above signed hereby certifies and agrees that: 1) I personally took the pictures, selected comparables, and determined the price conclusion. 2) To the best of my knowledge, the statements of fact contained in this report are true and correct. 3) The reported analyses, opinions, and conclusions are my personal, impartial, and unbiased professional analyses, opinions, and conclusions. 4) I have no present or prospective interest in the property that is the subject of this report and no personal interest with respect to the parties involved. 5) I have no bias with respect to the property that is the subject of this report or to the parties involved with this assignment. 6) My compensation for completing this assignment is not contingent upon the development or reporting of a predetermined price point. 7) I did not base, either partially or completely, my analysis and/or opinion and conclusions in this report on race, color, religion, sex, age, marital status, handicap, familial status, or national origin of either the prospective owners or occupants of the subject property or of the present owners or occupants of the properties in the vicinity of the subject property or on any other basis prohibited by law. 8) I maintain errors and omissions insurance, to the extent required by state law, for all liability associated with the preparation of this Report.

Disclaimer

This document is not an appraisal as defined by USPAP (Uniform Standards of Professional Appraisal Practice). It is not to be construed as an appraisal and may not be used as such for any purpose.

Unless otherwise specifically agreed to in writing:

The intended purpose of this report is to assist the Clear Capital account holder in making decisions within the scope of applicable statutory and regulatory requirements and performing required due diligence. This document is provided solely for the use of the Clear Capital account holder and not any other party, is not intended as any guarantee of value and/or condition of the subject property and should not be relied on as such. In the event that this document is found to be defective, incorrect, negligently prepared or unfit for its authorized use, Clear Capital's sole liability shall be to promptly refund the total fee expended by the account holder for this report or to replace it at no charge to the account holder, but in no event shall Clear Capital be responsible to the account holder for any indirect or consequential damages whatsoever. This warranty is in lieu of all other warranties, express or implied, except where otherwise required by law. The account holder shall notify Clear Capital within thirty (30) days of this report's delivery to the account holder if it believes that this document is defective, incorrect, negligently prepared or unfit for its authorized use. Under no circumstances may Clear Capital forms or their contents be published, copied, replicated, or mimicked.