

Please Note: This report was completed with the following assumptions: Market Approach: **Fair Market Price** , Marketing Time: **Typical** . Important additional information relating to this report, including use and restrictions, is contained in an attached addendum which is an integral part of this report.

Address	626 N Beachwood Drive, Burbank, CALIFORNIA 90004	Order ID	8444660	Property ID	33346483
Inspection Date	09/27/2022	Date of Report	09/28/2022		
Loan Number	48675	APN	5523023009		
Borrower Name	Redwood Holdings LLC	County	Los Angeles		

Tracking IDs					
Order Tracking ID	09.26.22 BPO	Tracking ID 1	09.26.22 BPO		
Tracking ID 2	--	Tracking ID 3	--		

General Conditions		
Owner	MMB TRUST	Condition Comments The subject appeared to be in overall average condition. Construction quality is also in average condition. Subject conforms to surrounding properties within the neighborhood.
R. E. Taxes	\$5,506	
Assessed Value	\$428,808	
Zoning Classification	Residential LAR3	
Property Type	Multifamily	
Occupancy	Occupied	
Ownership Type	Fee Simple	
Property Condition	Average	
Estimated Exterior Repair Cost	\$0	
Estimated Interior Repair Cost	\$0	
Total Estimated Repair	\$0	
HOA	No	
Visible From Street	Visible	
Road Type	Public	

Neighborhood & Market Data		
Location Type	Suburban	Neighborhood Comments Comparables across major roadways are still within subjects location and market area, they are still considered to be reliable comparables. Neighborhood market is increasing, overall market trend is still experiencing growth, conditions for values are increasing, supply and demand is stable, there is no REO prevalence and seller concessions are at a minimum due to increased buyer demand and low inventory.
Local Economy	Improving	
Sales Prices in this Neighborhood	Low: \$2,905,000 High: \$3,045,000	
Market for this type of property	Increased 6 % in the past 6 months.	
Normal Marketing Days	<30	

Current Listings

	Subject	Listing 1	Listing 2 *	Listing 3
Street Address	626 N Beachwood Drive	168 S Detroit Street	4121 Monroe Street	818 N Ogden Drive
City, State	Burbank, CALIFORNIA	Los Angeles, CA	Los Angeles, CA	Los Angeles, CA
Zip Code	90004	90036	90029	90046
Datasource	Tax Records	MLS	MLS	MLS
Miles to Subj.	--	1.54 ¹	1.95 ¹	2.17 ¹
Property Type	Multifamily	Multifamily	Multifamily	Multifamily
Original List Price \$	\$	\$2,650,000	\$2,975,000	\$3,395,000
List Price \$	--	\$2,650,000	\$2,975,000	\$3,395,000
Original List Date		08/15/2022	06/07/2022	05/19/2022
DOM · Cumulative DOM	-- · --	44 · 44	113 · 113	132 · 132
Age (# of years)	98	92	101	94
Condition	Average	Average	Average	Good
Sales Type	--	Fair Market Value	Fair Market Value	Fair Market Value
Location	Neutral ; Residential	Neutral ; Residential	Neutral ; Residential	Neutral ; Residential
View	Neutral ; Residential	Neutral ; Residential	Neutral ; Residential	Neutral ; Residential
Style/Design	Other Multi-Family	Other Multi-Family	Other Multi-Family	Other Multi-Family
# Units	2	2	4	4
Living Sq. Feet	3,400	3,985	3,165	3,503
Bdrm · Bths · ½ Bths	6 · 2	6 · 4	7 · 6	7 · 5
Total Room #	10	12	15	14
Garage (Style/Stalls)	Detached 2 Car(s)	Detached 2 Car(s)	Detached 2 Car(s)	Detached 2 Car(s)
Basement (Yes/No)	No	No	No	No
Basement (% Fin)	0%	0%	0%	0%
Basement Sq. Ft.	--	--	--	--
Pool/Spa	--	--	--	--
Lot Size	0.13 acres	0.15 acres	0.21 acres	0.15 acres
Other	None	None	None	None

* Listing 2 is the most comparable listing to the subject.

¹ Comp's "Miles to Subject" was calculated by the system.

² Comp's "Miles to Subject" provided by Real Estate Professional.

³ Subject \$/ft based upon as-is sale price.

Listing Comments Why the comparable listing is superior or inferior to the subject.

Listing 1 Similar to subject with similar condition. Similar property style and dimensions.

Listing 2 Similar to subject due to similar condition and property type.

Listing 3 Similar to subject due to condition and property type. Similar property style.

Recent Sales

	Subject	Sold 1 *	Sold 2	Sold 3
Street Address	626 N Beachwood Drive	759 N Las Palmas Ave	444 N Lucerne Boulevard	4937 Elmwood
City, State	Burbank, CALIFORNIA	Los Angeles, CA	Los Angeles, CA	Los Angeles, CA
Zip Code	90004	90038	90004	90004
Datasource	Tax Records	MLS	MLS	MLS
Miles to Subj.	--	0.89 ¹	0.31 ¹	0.46 ¹
Property Type	Multifamily	Multifamily	Multifamily	Multifamily
Original List Price \$	--	\$1,935,000	\$2,995,000	\$3,498,000
List Price \$	--	\$1,935,000	\$2,995,000	\$3,498,000
Sale Price \$	--	\$2,106,000	\$2,995,000	\$3,330,000
Type of Financing	--	Conventional	Conventional	Conventional
Date of Sale	--	03/24/2022	12/17/2021	07/13/2022
DOM · Cumulative DOM	-- · --	16 · 51	41 · 78	56 · 107
Age (# of years)	98	99	101	98
Condition	Average	Average	Average	Good
Sales Type	--	Fair Market Value	Fair Market Value	Fair Market Value
Location	Neutral ; Residential	Neutral ; Residential	Neutral ; Residential	Neutral ; Residential
View	Neutral ; Residential	Neutral ; Residential	Neutral ; Residential	Neutral ; Residential
Style/Design	Other Multi-Family	Other Multi-Family	Other Multi-Family	Other Multi-Family
# Units	2	2	3	3
Living Sq. Feet	3,400	2,635	5,560	3,910
Bdrm · Bths · ½ Bths	6 · 2	4 · 2	6 · 6	5 · 6
Total Room #	10	8	14	13
Garage (Style/Stalls)	Detached 2 Car(s)	Detached 2 Car(s)	Detached 2 Car(s)	Detached 2 Car(s)
Basement (Yes/No)	No	No	No	No
Basement (% Fin)	0%	0%	0%	0%
Basement Sq. Ft.	--	--	--	--
Pool/Spa	--	--	--	--
Lot Size	0.13 acres	0.12 acres	0.17 acres	0.15 acres
Other	None	None	None	None
Net Adjustment	--	+\$48,250	-\$128,000	-\$90,500
Adjusted Price	--	\$2,154,250	\$2,867,000	\$3,239,500

* Sold 1 is the most comparable sale to the subject.

¹ Comp's "Miles to Subject" was calculated by the system.

² Comp's "Miles to Subject" provided by Real Estate Professional.

³ Subject \$/ft based upon as-is sale price.

Recent Sales - Cont.

Reasons for Adjustments Why the comparable sale is superior or inferior to the subject.

- Sold 1** This sale is noted to be similar to subject due to similar location and property type. This sale was used for overall comparable location to subject property. SC 1 bed variance ADJ 10000. ADJ for bath variance 0 Adjusted for GLA variance 38250
- Sold 2** This comp is noted to be similar to subject with similar condition. Similar property style and dimensions. This sale was used for similar size in terms of GLA. SC 2 bed variance ADJ 0. ADJ for bath variance -20000. Adjusted for GLA variance -108000
- Sold 3** Adjusted for Condition -50000. Sale comparable is similar to subject due to area and property type. Similar property style. This sale used as it is comparable in market area to subject property. SC 3 bed variance ADJ 5000. ADJ for bath variance -20000. Adjusted for GLA variance -25500

Subject Sales & Listing History

Current Listing Status	Not Currently Listed			Listing History Comments			
Listing Agency/Firm				No recent listing history found, checked MLS and online sources as well as tax records.			
Listing Agent Name							
Listing Agent Phone							
# of Removed Listings in Previous 12 Months	0						
# of Sales in Previous 12 Months	0						
Original List Date	Original List Price	Final List Date	Final List Price	Result	Result Date	Result Price	Source

Marketing Strategy

	As Is Price	Repaired Price
Suggested List Price	\$2,190,000	\$2,190,000
Sales Price	\$2,155,000	\$2,155,000
30 Day Price	\$2,055,000	--
Comments Regarding Pricing Strategy		
<p>Comps in superior condition were used due to lack of available comps in area. This sale is not at all comparable it is almost half the size of subject property 1135 N Hudson Ave Los Angeles, CA 90038 Property value of the subject was assessed based upon the values of comparable properties in the area, as well as their condition, and comparison to the subject. Subject's lot size varies over 10% of comparables, the age difference in some comparables are over 5 years and distance of some comparables are over 1 mile from subject in terms of driving distance, this is due to the property type, size and location, I had to extend search criteria to obtain sales and listings comparable to subject. The comparables used are still suitable comparables to subject property and market value is not affected. Used comparables over 120 days, although they vary in the sale date from inspection date, they are still considered reliable to subject property.</p>		

Clear Capital Quality Assurance Comments Addendum

Reviewer's Notes The broker's as-is conclusion reflects the market for the subject. Comps are within a reasonable distance, relatively current, and accurately reflect the subject's defining characteristics. Thus, the as-is conclusion appears to be adequately supported.

Subject Photos



Front



Address Verification



Side



Side



Street



Street

Subject Photos



Other


Listing Photos

L1 168 S Detroit Street
Los Angeles, CA 90036




Front

L2 4121 Monroe Street
Los Angeles, CA 90029



Front

L3 818 N Ogden Drive
Los Angeles, CA 90046



Front

Sales Photos

S1 759 N Las Palmas Ave
Los Angeles, CA 90038



Front

S2 444 N Lucerne Boulevard
Los Angeles, CA 90004



Front

S3 4937 Elmwood
Los Angeles, CA 90004



Front

ClearMaps Addendum

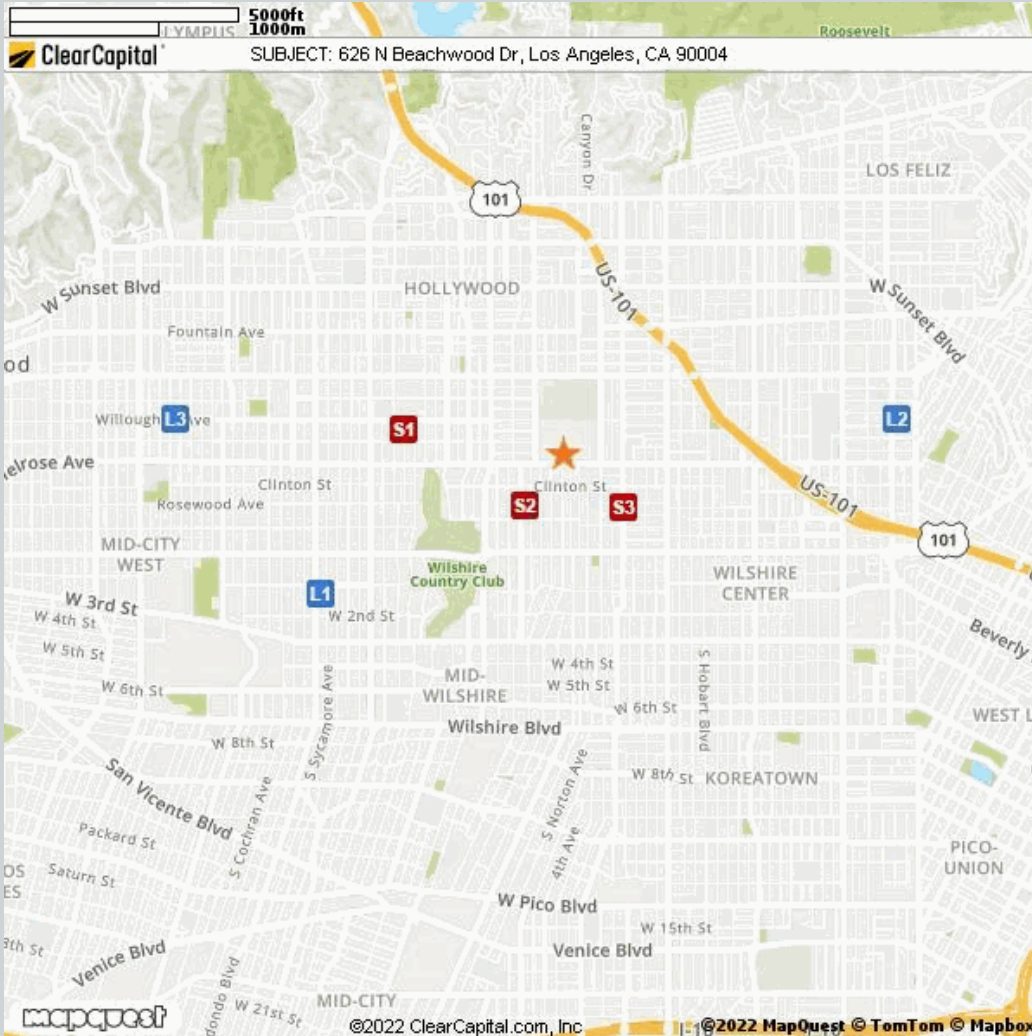
Address ★ 626 N Beachwood Drive, Burbank, CALIFORNIA 90004

Loan Number 48675

Suggested List \$2,190,000

Suggested Repaired \$2,190,000

Sale \$2,155,000



Comparable	Address	Miles to Subject	Mapping Accuracy
★ Subject	626 N Beachwood Drive, Burbank, California 90004	--	Parcel Match
L1 Listing 1	168 S Detroit Street, Los Angeles, CA 90036	1.54 Miles ¹	Parcel Match
L2 Listing 2	4121 Monroe Street, Los Angeles, CA 90029	1.95 Miles ¹	Parcel Match
L3 Listing 3	818 N Ogden Drive, Los Angeles, CA 90046	2.17 Miles ¹	Parcel Match
S1 Sold 1	759 N Las Palmas Ave, Los Angeles, CA 90038	0.89 Miles ¹	Parcel Match
S2 Sold 2	444 N Lucerne Boulevard, Los Angeles, CA 90004	0.31 Miles ¹	Parcel Match
S3 Sold 3	4937 Elmwood, Los Angeles, CA 90004	0.46 Miles ¹	Parcel Match

¹ The Comparable "Distance from Subject" value has been calculated by the Clear Capital system.

² The Comparable "Distance from Subject" value has been provided by the Real Estate Professional.

Addendum: Report Purpose

Market Approach and Market Time

The Market Approach of this report, as established by the customer, is: **Fair Market Price**. (See definition below.)

The Marketing Time as specified by the customer is **Typical**. (See definition below.)

Definitions:

Fair Market Price	A price at which the property would sell between a willing buyer and a willing seller neither being compelled by undue pressure and both having reasonable knowledge of relevant facts.
Distressed Price	A price at which the property would sell between a willing buyer and a seller acting under duress.
Marketing Time	The amount of time the property is exposed to a pool of prospective buyers before going into contract. The customer either specifies the number of days, requests a marketing time that is typical to the subject's market area and/or requests an abbreviated marketing time.
Typical for Local Market	The estimated time required to adequately expose the subject property to the market resulting in a contract of sale.

Addendum: Report Purpose - cont.

Report Instructions

This section shows the instructions that were approved by the customer and provided to the broker prior to completing the report.

Instructions last updated: 7/17/2017

Purpose:

Please determine a fair market price for this property at which it would sell in a typical marketing time for the area.

Customer Specific Requests:

If the property is commercial or mixed use, please stop and contact Clear Capital as soon as possible

Form Help:

There are blue question marks (?) throughout this form. These are designed to offer guidance for that particular section of the form. Please click on them for help.

Comparable Requirements:

1. Please use fair market comps from the same neighborhood, block or subdivision whenever possible.
2. Please only use REO comparables if the market is driven by REOs and they are comparable in characteristics and condition.
3. Please use comps that have closed in the past 3 months to show the current market conditions or comment in the report if this is not possible. In rapidly changing markets, active listing comps should be given equal or greater weight than sold comps in your analysis.

Standard Instructions:

1. Clear Capital Code Of Conduct - Please make sure that you are always abiding by the Clear Capital Code of Conduct when completing valuation reports.
2. If the subject is currently listed, please consider all available information pertaining to the subject's condition. This information should be utilized when developing the assumption of the subject's condition.
3. Use the subject characteristics provided in the report Grid (if preloaded) to evaluate the property. This information is from a full interior appraisal and is assumed to be most accurate. If your inspection reveals obvious inaccuracies, please explain in the narrative of the report.
4. Include sufficient detail to help our mutual customer gain a complete understanding of the subject's neighborhood such as neighborhood desirability, amenities, parks, schools, commercial or industrial influences, REO activity, traffic, board-up-homes, etc.
5. Do not approach occupants or owners.
6. If the subject is a Commercial property, contact Clear Capital immediately at 530-582-5011 for direction on how to proceed with the report.
7. Please do not accept if you or your office has completed a report on this property in the last month, are currently listing this property, or have any vested interest in the subject property.
8. Clear Capital does not allow any log ins from IP addresses from foreign countries. This includes, but is not limited to; data entry services, form completion services, etc. Also, it is against Clear Capital code of conduct to share your password with anyone who is not a W2 employee in your office.
9. Clear Capital and our mutual customers greatly appreciate your expertise. If you cannot personally inspect the property, select comparables, and determine a price for the subject, please do not accept this report. Per the standards and guidelines adopted by Clear Capital and other industry leaders, the use of assistants to complete any of the aforementioned tasks is not permitted.

Report Instructions - cont.

Due to the importance of an independent opinion of price, please do not discuss your price with anyone or be influenced by list price, pending offers, accept comp packets, repair estimates or the listing agent's opinion.

1. One current, original photo of the front of the subject 2. One address verification photo 3. One street scene photo looking down the street 4. MLS listing and sold comp photos required, please comment if no MLS.

Broker Information

Broker Name	Rodrigo Ursulo	Company/Brokerage	Pollard Properties
License No	01971199	Address	5804 Hooper Ave Los Angeles CA 90011
License Expiration	02/25/2023	License State	CA
Phone	3235404212	Email	ursulro@gmail.com
Broker Distance to Subject	7.52 miles	Date Signed	09/28/2022

By confirming the above contact and real estate license information and submitting the report, the above signed hereby certifies and agrees that: 1) I personally took the pictures, selected comparables, and determined the price conclusion. 2) To the best of my knowledge, the statements of fact contained in this report are true and correct. 3) The reported analyses, opinions, and conclusions are my personal, impartial, and unbiased professional analyses, opinions, and conclusions. 4) I have no present or prospective interest in the property that is the subject of this report and no personal interest with respect to the parties involved. 5) I have no bias with respect to the property that is the subject of this report or to the parties involved with this assignment. 6) My compensation for completing this assignment is not contingent upon the development or reporting of a predetermined price point. 7) I did not base, either partially or completely, my analysis and/or opinion and conclusions in this report on race, color, religion, sex, age, marital status, handicap, familial status, or national origin of either the prospective owners or occupants of the subject property or of the present owners or occupants of the properties in the vicinity of the subject property or on any other basis prohibited by law. 8) I maintain errors and omissions insurance, to the extent required by state law, for all liability associated with the preparation of this Report.

Disclaimer

This document is not an appraisal as defined by USPAP (Uniform Standards of Professional Appraisal Practice). It is not to be construed as an appraisal and may not be used as such for any purpose.

Unless otherwise specifically agreed to in writing:

The intended purpose of this report is to assist the Clear Capital account holder in making decisions within the scope of applicable statutory and regulatory requirements and performing required due diligence. This document is provided solely for the use of the Clear Capital account holder and not any other party, is not intended as any guarantee of value and/or condition of the subject property and should not be relied on as such. In the event that this document is found to be defective, incorrect, negligently prepared or unfit for its authorized use, Clear Capital's sole liability shall be to promptly refund the total fee expended by the account holder for this report or to replace it at no charge to the account holder, but in no event shall Clear Capital be responsible to the account holder for any indirect or consequential damages whatsoever. This warranty is in lieu of all other warranties, express or implied, except where otherwise required by law. The account holder shall notify Clear Capital within thirty (30) days of this report's delivery to the account holder if it believes that this document is defective, incorrect, negligently prepared or unfit for its authorized use. Under no circumstances may Clear Capital forms or their contents be published, copied, replicated, or mimicked.