

Please Note: This report was completed with the following assumptions: Market Approach: **Fair Market Price** , Marketing Time: **Typical** . Important additional information relating to this report, including use and restrictions, is contained in an attached addendum which is an integral part of this report.

Address	13727 Firerock Drive, Houston, TEXAS 77085	Order ID	8913697	Property ID	34561249
Inspection Date	09/06/2023	Date of Report	09/06/2023		
Loan Number	55071	APN	1156360010020		
Borrower Name	Catamount Properties 2018 LLC	County	Harris		

Tracking IDs					
Order Tracking ID	09.06.23 BPO Request	Tracking ID 1	09.06.23 BPO Request		
Tracking ID 2	--	Tracking ID 3	--		

General Conditions		
Owner	Douglas Egypt N C	Condition Comments Based on exterior observation, subject property is in Average condition. No immediate repair or modernization required. "Address is faded on mailbox. Verification made visually and via tax"
R. E. Taxes	\$4,567	
Assessed Value	\$198,399	
Zoning Classification	Residential	
Property Type	SFR	
Occupancy	Occupied	
Ownership Type	Fee Simple	
Property Condition	Average	
Estimated Exterior Repair Cost	\$0	
Estimated Interior Repair Cost	\$0	
Total Estimated Repair	\$0	
HOA	No	
Visible From Street	Visible	
Road Type	Public	

Neighborhood & Market Data		
Location Type	Suburban	Neighborhood Comments The subject is located in a suburban neighborhood with stable property values and a balanced supply Vs demand of homes. The economy and employment conditions are stable.
Local Economy	Stable	
Sales Prices in this Neighborhood	Low: \$168,000 High: \$276,000	
Market for this type of property	Remained Stable for the past 6 months.	
Normal Marketing Days	<180	

Current Listings

	Subject	Listing 1	Listing 2	Listing 3 *
Street Address	13727 Firerock Drive	8211 Furlong Lane	12133 Stone West Drive	11723 N Perry Avenue
City, State	Houston, TEXAS	Houston, TX	Houston, TX	Houston, TX
Zip Code	77085	77071	77035	77071
Datasource	Tax Records	MLS	MLS	MLS
Miles to Subj.	--	2.31 ¹	1.34 ¹	1.48 ¹
Property Type	SFR	SFR	SFR	SFR
Original List Price \$	\$	\$229,900	\$235,000	\$229,000
List Price \$	--	\$219,900	\$235,000	\$229,000
Original List Date		06/26/2023	08/25/2023	08/05/2023
DOM · Cumulative DOM	-- · --	72 · 72	12 · 12	32 · 32
Age (# of years)	29	40	43	56
Condition	Average	Average	Average	Average
Sales Type	--	Fair Market Value	Fair Market Value	Fair Market Value
Location	Neutral ; Residential	Neutral ; Residential	Neutral ; Residential	Neutral ; Residential
View	Neutral ; Residential	Neutral ; Residential	Neutral ; Residential	Neutral ; Residential
Style/Design	1 Story Ranch	1 Story Ranch	1 Story Ranch	1 Story Ranch
# Units	1	1	1	1
Living Sq. Feet	1,703	1,442	1,472	1,811
Bdrm · Bths · ½ Bths	3 · 2	3 · 2	2 · 2	3 · 2
Total Room #	6	6	5	6
Garage (Style/Stalls)	Attached 2 Car(s)	Attached 2 Car(s)	Attached 2 Car(s)	Attached 2 Car(s)
Basement (Yes/No)	No	No	No	No
Basement (% Fin)	0%	0%	0%	0%
Basement Sq. Ft.	--	--	--	--
Pool/Spa	--	--	--	--
Lot Size	0.14 acres	0.12 acres	0.08 acres	0.14 acres
Other	None	None	None	None

* Listing 3 is the most comparable listing to the subject.

¹ Comp's "Miles to Subject" was calculated by the system.

² Comp's "Miles to Subject" provided by Real Estate Professional.

³ Subject \$/ft based upon as-is sale price.

Listing Comments Why the comparable listing is superior or inferior to the subject.

Listing 1 Adjustments:,Bed:0,Bath:0,HBath:0,GLA:\$5220,Age:\$275,Total Adjustment:\$5495,Net Adjustment Value:\$225395 Fair market property, similar in bed count and condition to the subject.

Listing 2 Adjustments:,Bed:3000,Bath:0,HBath:0,GLA:\$4620,Age:\$350,Lot:\$120,Total Adjustment:\$8090,Net Adjustment Value:\$243090 Fair market property, similar in bath count and condition to the subject.

Listing 3 Adjustments:,Bed:0,Bath:0,HBath:0,GLA:\$-2160,Age:\$675,Total Adjustment:\$-1485,Net Adjustment Value:\$227515 Fair market property, similar in view and condition to the subject.

Recent Sales

	Subject	Sold 1	Sold 2 *	Sold 3
Street Address	13727 Firerock Drive	6314 Southwood Court S	12922 Chrysanthemum Drive	13118 Windy Heath Lane
City, State	Houston, TEXAS	Houston, TX	Houston, TX	Houston, TX
Zip Code	77085	77035	77085	77085
Datasource	Tax Records	MLS	MLS	MLS
Miles to Subj.	--	1.58 ¹	1.50 ¹	0.76 ¹
Property Type	SFR	SFR	SFR	SFR
Original List Price \$	--	\$205,000	\$232,000	\$225,000
List Price \$	--	\$205,000	\$232,000	\$225,000
Sale Price \$	--	\$210,000	\$228,000	\$230,000
Type of Financing	--	Conventional	Conventional	Conventional
Date of Sale	--	05/10/2023	05/26/2023	05/12/2023
DOM · Cumulative DOM	-- · --	42 · 42	93 · 93	24 · 24
Age (# of years)	29	28	19	20
Condition	Average	Average	Average	Average
Sales Type	--	Fair Market Value	Fair Market Value	Fair Market Value
Location	Neutral ; Residential	Neutral ; Residential	Neutral ; Residential	Neutral ; Residential
View	Neutral ; Residential	Neutral ; Residential	Neutral ; Residential	Neutral ; Residential
Style/Design	1 Story Ranch	1 Story Ranch	2 Stories colonial	2 Stories colonial
# Units	1	1	1	1
Living Sq. Feet	1,703	1,280	1,501	1,799
Bdrm · Bths · ½ Bths	3 · 2	4 · 2	3 · 2 · 1	4 · 2 · 1
Total Room #	6	7	6	7
Garage (Style/Stalls)	Attached 2 Car(s)	Attached 1 Car	Attached 2 Car(s)	Attached 2 Car(s)
Basement (Yes/No)	No	No	No	No
Basement (% Fin)	0%	0%	0%	0%
Basement Sq. Ft.	--	--	--	--
Pool/Spa	--	--	--	--
Lot Size	0.14 acres	0.13 acres	0.11 acres	0.12 acres
Other	None	None	None	None
Net Adjustment	--	+\$7,460	+\$3,040	-\$5,920
Adjusted Price	--	\$217,460	\$231,040	\$224,080

* Sold 2 is the most comparable sale to the subject.

¹ Comp's "Miles to Subject" was calculated by the system.

² Comp's "Miles to Subject" provided by Real Estate Professional.

³ Subject \$/ft based upon as-is sale price.

Recent Sales - Cont.

Reasons for Adjustments Why the comparable sale is superior or inferior to the subject.

- Sold 1** Adjustments:,Bed:-3000,Bath:0,HBath:0,GLA:\$8460,Garage:\$2000,Total Adjustment:7460,Net Adjustment Value:\$217460 Fair market property, similar in lot and condition to the subject.
- Sold 2** Adjustments:,Bed:0,Bath:0,HBath:-1000,GLA:\$4040,Total Adjustment:3040,Net Adjustment Value:\$231040 Fair market property, similar in bed count and view to the subject.
- Sold 3** Adjustments:,Bed:-3000,Bath:0,HBath:-1000,GLA:\$-1920,Total Adjustment:-5920,Net Adjustment Value:\$224080 Fair market property, similar in view and lot to the subject.

Subject Sales & Listing History

Current Listing Status	Not Currently Listed	Listing History Comments					
Listing Agency/Firm		None Noted					
Listing Agent Name							
Listing Agent Phone							
# of Removed Listings in Previous 12 Months	0						
# of Sales in Previous 12 Months	0						
Original List Date	Original List Price	Final List Date	Final List Price	Result	Result Date	Result Price	Source

Marketing Strategy

	As Is Price	Repaired Price
Suggested List Price	\$230,000	\$230,000
Sales Price	\$225,000	\$225,000
30 Day Price	\$220,000	--
Comments Regarding Pricing Strategy		
<p>Within 1 mile, 30% GLA +/-, Year built 20 +/-, there were limited comparable available in the subject neighborhood. Therefore it was necessary to exceed the bed,hbath,GLA,lot,age,garage and proximity up to 3 miles. The comparables selected were considered to be the best available. In delivering final valuation, most weight has been placed on CS2 and LC3 as they are most similar to subject condition and overall structure. Comparable S1, and S3 received multiple offers which resulted in an increased final sale price relative to list price. Due to limited comps in the area, 2 sales with contract dates within 120 days of the effective date of the report could not be provided. Due to limited comps in the area, it was necessary to exceed proximity up to 3 miles. "Address is faded on mailbox. Verification made visually and via tax"</p>		

Clear Capital Quality Assurance Comments Addendum

Reviewer's Notes The broker's as-is conclusion reflects the market for the subject. Comps are within a reasonable distance, relatively current, and accurately reflect the subject's defining characteristics. Thus, the as-is conclusion appears to be adequately supported.

Subject Photos



Front



Address Verification



Street


Listing Photos

L1 8211 Furlong Lane
Houston, TX 77071



Front

L2 12133 Stone West Drive
Houston, TX 77035



Front

L3 11723 N Perry Avenue
Houston, TX 77071



Front


Sales Photos

S1 6314 Southwood Court S
Houston, TX 77035



Front

S2 12922 Chrysanthemum Drive
Houston, TX 77085



Front

S3 13118 Windy Heath Lane
Houston, TX 77085



Front

ClearMaps Addendum

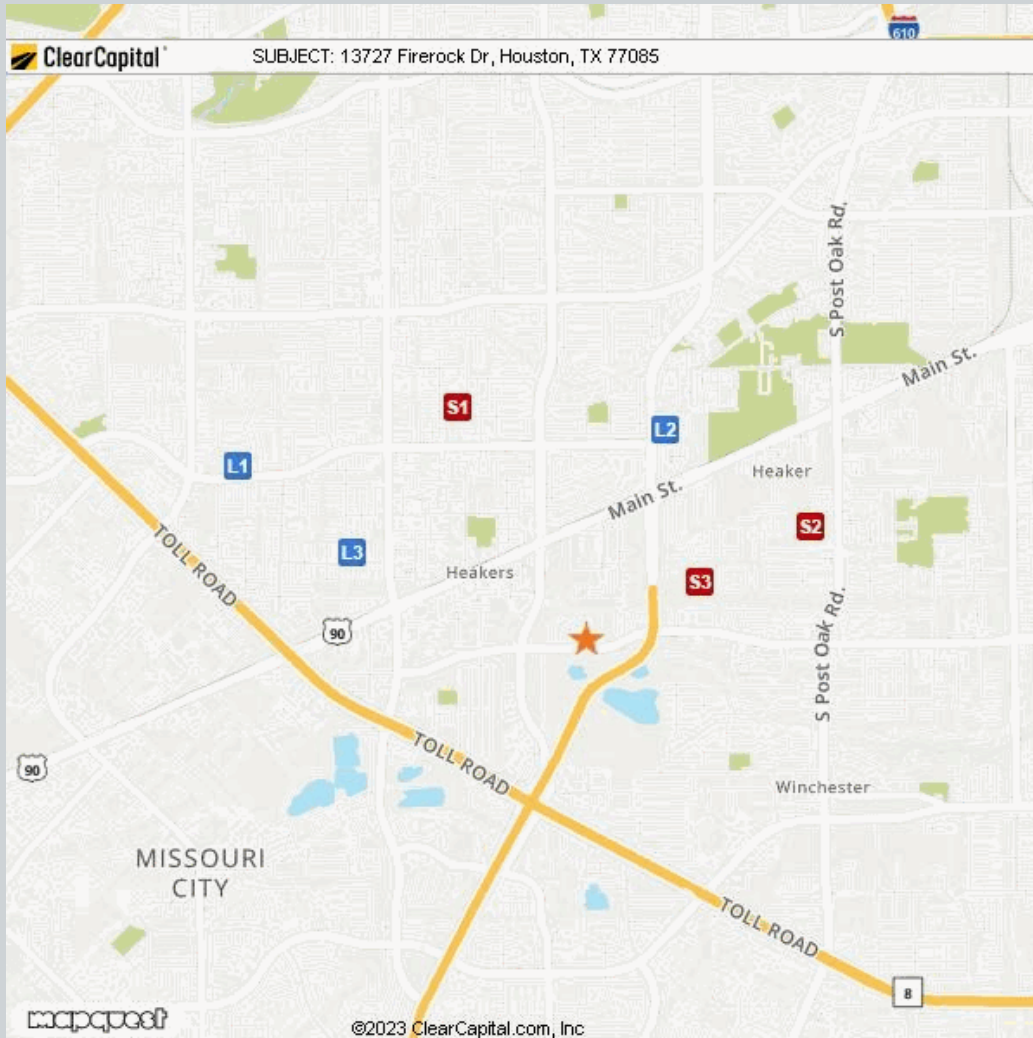
Address ★ 13727 Firerock Drive, Houston, TEXAS 77085

Loan Number 55071

Suggested List \$230,000

Suggested Repaired \$230,000

Sale \$225,000



Comparable	Address	Miles to Subject	Mapping Accuracy
★ Subject	13727 Firerock Drive, Houston, Texas 77085	--	Parcel Match
L1 Listing 1	8211 Furlong Lane, Houston, TX 77071	2.31 Miles ¹	Parcel Match
L2 Listing 2	12133 Stone West Drive, Houston, TX 77035	1.34 Miles ¹	Parcel Match
L3 Listing 3	11723 N Perry Avenue, Houston, TX 77071	1.48 Miles ¹	Parcel Match
S1 Sold 1	6314 Southwood Court S, Houston, TX 77035	1.58 Miles ¹	Parcel Match
S2 Sold 2	12922 Chrysanthemum Drive, Houston, TX 77085	1.50 Miles ¹	Parcel Match
S3 Sold 3	13118 Windy Heath Lane, Houston, TX 77085	0.76 Miles ¹	Parcel Match

¹ The Comparable "Distance from Subject" value has been calculated by the Clear Capital system.

² The Comparable "Distance from Subject" value has been provided by the Real Estate Professional.

Addendum: Report Purpose

Market Approach and Market Time

The Market Approach of this report, as established by the customer, is: **Fair Market Price**. (See definition below.)

The Marketing Time as specified by the customer is **Typical**. (See definition below.)

Definitions:

Fair Market Price	A price at which the property would sell between a willing buyer and a willing seller neither being compelled by undue pressure and both having reasonable knowledge of relevant facts.
Distressed Price	A price at which the property would sell between a willing buyer and a seller acting under duress.
Marketing Time	The amount of time the property is exposed to a pool of prospective buyers before going into contract. The customer either specifies the number of days, requests a marketing time that is typical to the subject's market area and/or requests an abbreviated marketing time.
Typical for Local Market	The estimated time required to adequately expose the subject property to the market resulting in a contract of sale.

Addendum: Report Purpose - cont.

Report Instructions

This section shows the instructions that were approved by the customer and provided to the broker prior to completing the report.

Instructions last updated: 7/17/2017

Purpose:

Please determine a fair market price for this property at which it would sell in a typical marketing time for the area.

Customer Specific Requests:

If the property is commercial or mixed use, please stop and contact Clear Capital as soon as possible

Form Help:

There are blue question marks (?) throughout this form. These are designed to offer guidance for that particular section of the form. Please click on them for help.

Comparable Requirements:

1. Please use fair market comps from the same neighborhood, block or subdivision whenever possible.
2. Please only use REO comparables if the market is driven by REOs and they are comparable in characteristics and condition.
3. Please use comps that have closed in the past 3 months to show the current market conditions or comment in the report if this is not possible. In rapidly changing markets, active listing comps should be given equal or greater weight than sold comps in your analysis.

Standard Instructions:

1. Clear Capital Code Of Conduct - Please make sure that you are always abiding by the Clear Capital Code of Conduct when completing valuation reports.
2. If the subject is currently listed, please consider all available information pertaining to the subject's condition. This information should be utilized when developing the assumption of the subject's condition.
3. Use the subject characteristics provided in the report Grid (if preloaded) to evaluate the property. This information is from a full interior appraisal and is assumed to be most accurate. If your inspection reveals obvious inaccuracies, please explain in the narrative of the report.
4. Include sufficient detail to help our mutual customer gain a complete understanding of the subject's neighborhood such as neighborhood desirability, amenities, parks, schools, commercial or industrial influences, REO activity, traffic, board-up-homes, etc.
5. Do not approach occupants or owners.
6. If the subject is a Commercial property, contact Clear Capital immediately at 530-582-5011 for direction on how to proceed with the report.
7. Please do not accept if you or your office has completed a report on this property in the last month, are currently listing this property, or have any vested interest in the subject property.
8. Clear Capital does not allow any log ins from IP addresses from foreign countries. This includes, but is not limited to; data entry services, form completion services, etc. Also, it is against Clear Capital code of conduct to share your password with anyone who is not a W2 employee in your office.
9. Clear Capital and our mutual customers greatly appreciate your expertise. If you cannot personally inspect the property, select comparables, and determine a price for the subject, please do not accept this report. Per the standards and guidelines adopted by Clear Capital and other industry leaders, the use of assistants to complete any of the aforementioned tasks is not permitted.

Report Instructions - cont.

Due to the importance of an independent opinion of price, please do not discuss your price with anyone or be influenced by list price, pending offers, accept comp packets, repair estimates or the listing agent's opinion.

1. One current, original photo of the front of the subject 2. One address verification photo 3. One street scene photo looking down the street 4. MLS listing and sold comp photos required, please comment if no MLS.

Broker Information

Broker Name	Haley Stephens	Company/Brokerage	Central Austin Valuations LLC
License No	677162	Address	1305 W 11th Street Houston TX 77008
License Expiration	08/31/2024	License State	TX
Phone	5125535849	Email	haleyrealestate512@gmail.com
Broker Distance to Subject	12.20 miles	Date Signed	09/06/2023

By confirming the above contact and real estate license information and submitting the report, the above signed hereby certifies and agrees that: 1) I personally took the pictures, selected comparables, and determined the price conclusion. 2) To the best of my knowledge, the statements of fact contained in this report are true and correct. 3) The reported analyses, opinions, and conclusions are my personal, impartial, and unbiased professional analyses, opinions, and conclusions. 4) I have no present or prospective interest in the property that is the subject of this report and no personal interest with respect to the parties involved. 5) I have no bias with respect to the property that is the subject of this report or to the parties involved with this assignment. 6) My compensation for completing this assignment is not contingent upon the development or reporting of a predetermined price point. 7) I did not base, either partially or completely, my analysis and/or opinion and conclusions in this report on race, color, religion, sex, age, marital status, handicap, familial status, or national origin of either the prospective owners or occupants of the subject property or of the present owners or occupants of the properties in the vicinity of the subject property or on any other basis prohibited by law. 8) I maintain errors and omissions insurance, to the extent required by state law, for all liability associated with the preparation of this Report.

Disclaimer

THIS REPORT SHOULD NOT BE CONSIDERED AN APPRAISAL. In making any decision that relies upon my work, you should know that I have not followed the guidelines for development of an appraisal or analysis contained in the Uniform Standards of Professional Appraisal Practice of the Appraisal Foundation.

Unless otherwise specifically agreed to in writing:

The intended purpose of this report is to assist the Clear Capital account holder in making decisions within the scope of applicable statutory and regulatory requirements and performing required due diligence. This document is provided solely for the use of the Clear Capital account holder and not any other party, is not intended as any guarantee of value and/or condition of the subject property and should not be relied on as such. In the event that this document is found to be defective, incorrect, negligently prepared or unfit for its authorized use, Clear Capital's sole liability shall be to promptly refund the total fee expended by the account holder for this report or to replace it at no charge to the account holder, but in no event shall Clear Capital be responsible to the account holder for any indirect or consequential damages whatsoever. This warranty is in lieu of all other warranties, express or implied, except where otherwise required by law. The account holder shall notify Clear Capital within thirty (30) days of this report's delivery to the account holder if it believes that this document is defective, incorrect, negligently prepared or unfit for its authorized use. Under no circumstances may Clear Capital forms or their contents be published, copied, replicated, or mimicked.